



**CATALOGUE  
2023**



### **The best materials for your pump**

Long service life thanks to research to improve the quality of materials and manufacturing processes.



### **From raw material to finished product**

Our integrated production chain ensures efficient control of the production process, from sourcing to final distribution.



### **Sustainability and durability**

Our pumps are robust and reliable, not only because of the durability of the materials and the solidity of their manufacture, but also because of the availability of spare parts and the network of technical services.



### **All our pumps are recyclable**

95% of the components in our product range are recyclable.



Born in  
**1962**



**60 years** of  
growth in the  
industry



Design,  
production and  
**distribution**

**95%**

Made in  
**Europe**



Reach up  
to **+130**  
**countries**




Essence, soul  
and **identity**



**11**  
**subsidiaries**  
join us







60 years offering  
**pumping solutions**

 **ESPA** | [www.espa.com](http://www.espa.com)



## GROUNDWATER

### > Submersibles

8	Acuaría 07S
9	Acuaría 17
10	Acuaría 27
11	Acuaría 37
12	Acuaría 57

## SUPPLY

### > Horizontal surface

16	Prisma 15
17	Prisma 25
18	Prisma 35N
19	Prisma 45N
20	Tecno 05
21	Tecno 15

### > Vertical surface

22	Multi 25
23	Multi 35N
24	Multi 45N
25	VE 94
26	VE 121N
27	Multi VS 5
28	Multi VS 10
29	Multi VS 15
30	Multi VS 20

### > Automation devices

32	Pressdrive
33	Pressdrive 05
34	Speedrive V2

### > Booster

35	PDS 05
36	Acuapres S
37	Tecnoplus 15
38	Tecnoplus 25
39	Equipo ESD

## RECIRCULATION AND FILTRATION

### > Recirculation

42	Nox 25
43	Silen I
44	Silen S
45	Silen S2
46	Noxplus
47	Silenplus 1 115
48	Silenplus 1
49	Silenplus 2
50	Silenplus 3

### > Filtration

51	Filterkit Base
52	Filterkit Plus

### > Cleaning

53	Multipool N
----	-------------

### > Counter-current

54	Nadorsel
----	----------

### > Whirlpool and spa

55	Tiper
56	Wiper
57	Wiper 3

## EVACUATION

### > Drainage

60	Vigila
61	Vigilex
62	Vigilex SS
63	Vigicor
64	Drain 100
65	Drainex 100
66	Drainex 202
68	Drainex 302
70	Drainex 401
72	Drainex 501
74	Drainex 601
76	Draincor

## ACCESSORIES

80	Accessories
----	-------------

## INFORMATION

82	Regulations
----	-------------



 **ESPA**

[www.espa.com](http://www.espa.com)





# **GROUNDWATER**

## Submersible monoblock centrifugal multistage pump for water supply

### Applications

Pumping of clean water for domestic, industrial, agricultural and gardening purposes.  
Suitable for open wells, ponds and tanks.

### Materials

Pump body, suction, discharge, filter and impellers in AISI 304.  
Pump shaft in AISI 431.  
Diffusers in technopolymer.  
Double mechanical seal.  
O-rings in NBR/EPDM.

### Equipment

Check valve not included.  
Model MA with float switch.  
Model M without float switch.  
15m of cable without plug.  
External capacitor.  
Acuaría 07S 2 220V and Acuaría 07S 3 220V with internal capacitor.

### Motor

Asynchronous 2 poles.  
IP68 protection.  
Class F insulation.  
Built-in thermal protection.  
Continuous operation.  
Water cooled motor.

### Limitations

Maximum water temperature 40 °C.  
Maximum submersion 12m.



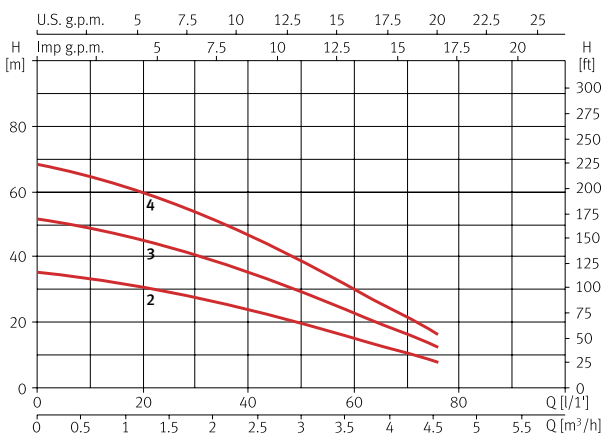
Model MA

Model M

### Features table

Model	I [A]		P1 [kW]	P2		c [μF]	l/min	10	20	40	60	70	Code			
	1~115V	1~220V	1~	[kW]	[HP]								115V/220V	m³/h	0,6	1,2
Acuaría 07S 2	6,8	3,7	0,75	0,37	0,5	30/12	mwc	33	30	24	15	10	210126	210167	209427	210168
Acuaría 07S 3	12	5,4	1,1	0,75	1	30/12		49	45	36	23	16	210123	210159	209426	210127
Acuaría 07S 4	13,5	6,6	1,4	0,9	1,2	40/16		65	60	48	30	21	210124	210125	209424	209418

### Performance curve at 3450 rpm



### Dimension and weight

Model	A	B	C	Kg
Acuaría 07S 2	455	125	1"	10
Acuaría 07S 3	479	125	1"	11,5
Acuaría 07S 4	522	125	1"	12,4





## Submersible monoblock centrifugal multistage pump for water supply

### Applications

Pumping of clean water for domestic, industrial, agricultural and gardening purposes.  
Suitable for open wells, ponds and tanks.

### Materials

Pump body, suction, discharge, filter and impellers in AISI 304.  
Pump shaft in AISI 431.  
Diffusers in technopolymer.  
Double mechanical seal.  
O-rings in NBR/EPDM.

### Equipment

Check valve not included.  
Model MA with float switch.  
Model M without float switch.  
15m of cable without plug.  
External capacitor.

### Motor

Asynchronous 2 poles.  
IP68 protection.  
Class F insulation.  
Built-in thermal protection.  
Continuous operation.  
Water cooled motor.

### Limitations

Maximum water temperature 40 °C.  
Maximum submersion 12m.



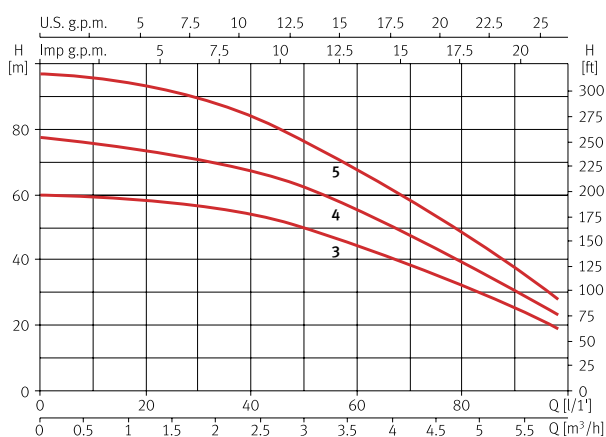
Model MA

Model M

### Features table

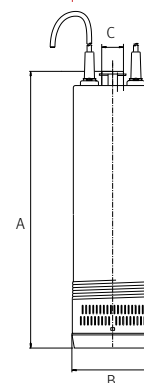
Model	I [A]	P1 [kW]	P2		c [µF]	l/min	10	20	40	60	90	Code	
	1~220V	1~	[kW]	[HP]								220V	m³/h
Acuaría 17 3	7,7	1,6	0,9	1,2	16	mwc	59	58	55	45	25	98300	98298
Acuaría 17 4	10,2	2,2	1,1	1,5	25		75	72	67	55	30	96242	98302
Acuaría 17 5	13,4	2,8	1,5	2	30		96	93	83	68	38	96264	-

### Performance curve at 3450 rpm



### Dimension and weight

Model	A	B	C	Kg
Acuaría 17 3	511	138	1"	18,5
Acuaría 17 4	552	138	1"	20,3
Acuaría 17 5	604	138	1"	22,8



## Submersible monoblock centrifugal multistage pump for water supply

### Applications

Pumping of clean water for domestic, industrial, agricultural and gardening purposes.  
Suitable for open wells, ponds and tanks.

### Materials

Pump body, suction, discharge, filter and impellers in AISI 304.  
Pump shaft in AISI 431.  
Diffusers in technopolymer.  
Double mechanical seal.  
O-rings in NBR/EPDM.

### Equipment

Check valve not included.  
Model MA with float switch.  
Model M/T without float switch.  
15m of cable without plug.  
External capacitor.

### Motor

Asynchronous 2 poles.  
IP68 protection.  
Class F insulation.  
Single phase motor with built-in thermal protection.  
Continuous operation.  
Water cooled motor.

### Limitations

Maximum water temperature 40 °C.  
Maximum submersion 12m.



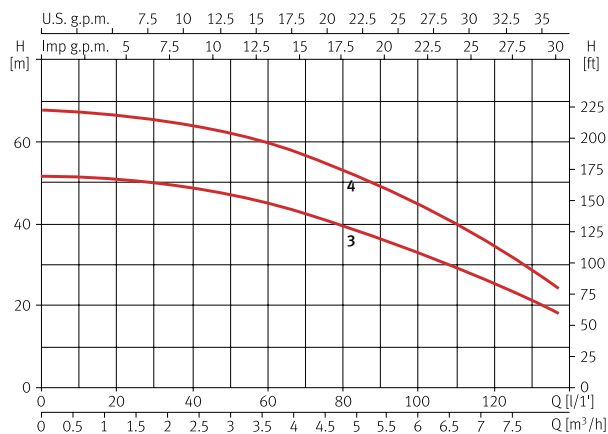
Model MA

Model M/T

### Features table

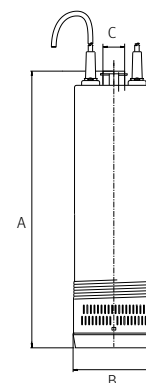
Model	I [A]		P1 [kW]		P2		C [μF] 220V	l/min m³/h	40	60	80	100	120	Code		
	1~ 220V	3~ 220V	1~	3~	[kW]	[HP]								1~220V (Model M)	1~220V (Model MA)	3~220V (Model T)
Acuaría 27 3	8,7	5,1	1,8	1,8	1,1	1,5	25	mwc	49	45	40	33	26	96319	98320	96311
Acuaría 27 4	13	7	2,6	2,4	1,5	2	30		65	60	53	45	35	96341	98324	96325

### Performance curve at 3450 rpm



### Dimension and weight

Model	A	B	C	Kg
Acuaría 27 3	548	138	1"	20,2
Acuaría 27 4	604	138	1"	22,9





## Submersible monoblock centrifugal multistage pump for water supply

### Applications

Pumping of clean water for domestic, industrial, agricultural and gardening purposes.  
Suitable for open wells, ponds and tanks.

### Materials

Pump body, filter and impellers in AISI 304.  
Suction and discharge in cast iron.  
Pump shaft in AISI 431.  
Diffusers in technopolymer.  
Double mechanical seal.  
O-rings in NBR/EPDM.

### Equipment

Check valve not included.  
15m of cable without plug.

### Motor

Asynchronous 2 poles.  
IP68 protection.  
Class F insulation.  
Continuous operation.  
Water cooled motor.

### Limitations

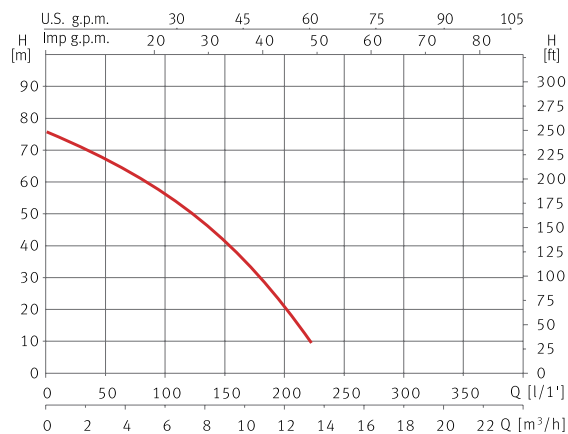
Maximum water temperature 40 °C.  
Maximum submersion 12m.



### Features table


Model	I [A]	P1 [kW]	P2		l/min	25	50	100	150	200	Code
	3~ 220V	3~	[kW]	[HP]	m³/h	1,5	3	6	9	12	3~220V
Acuaría 37 4	10	3,3	2,2	3	<b>mwc</b>	79	74	63	48	28	144152

### Performance curve at 3450 rpm



### Dimension and weight

Model	A	B	C	Kg
Acuaría 37 4	609	152	1 1/2"	25



## Submersible monoblock centrifugal multistage pump for water supply

### Applications

Pumping of clean water for domestic, industrial, agricultural and gardening purposes.  
Suitable for open wells, ponds and tanks.

### Materials

Pump body, filter and impellers in AISI 304.  
Suction and discharge in cast iron.  
Pump shaft in AISI 431.  
Diffusers in technopolymer.  
Double mechanical seal.  
O-rings in NBR/EPDM.

### Equipment

Check valve not included.  
15m of cable without plug.

### Motor

Asynchronous 2 poles.  
IP68 protection.  
Class F insulation.  
Continuous operation.  
Water cooled motor.

### Limitations

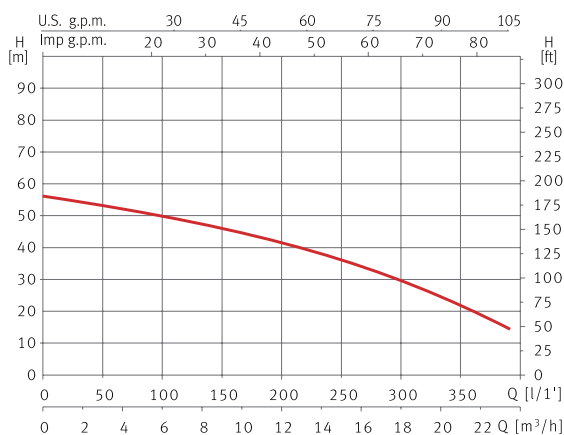
Maximum water temperature 40 °C.  
Maximum submersion 12m.



### Features table

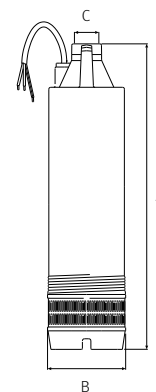
Model	I [A]		P1 [kW]	P2		l/min	50	100	200	300	350	Code	
	3~220V	3~440V	3~	[kW]	[HP]	m <sup>3</sup> /h	3	6	12	18	21	3~220V	3~440V
Acuaría 57 3	11,2	6,4	3,7	2,2	3	mwc	54	50	42	30	22	144154	176919

### Performance curve at 3450 rpm



### Dimension and weight

Model	A	B	C	Kg
Acuaría 57 3	667	152	1 1/2"	29





#espamoments





 **ESPA**

[www.espa.com](http://www.espa.com)





**SUPPLY**

# Prisma 15 **Supply** | Horizontal surface



## Centrifugal multistage pump for water supply

### Applications

Pumping of clean water for domestic, industrial, agricultural and gardening purposes.  
Silent.  
Self-priming up to 2m.

### Materials

Pump body and impellers in AISI 304.  
Pump shaft in AISI 431.  
Diffusers in technopolymer.  
Suction and discharge in cast iron with cataphoresis coating.  
Mechanical seal.  
Motor casing in aluminium.  
O-rings in NBR/EPDM.

### Equipment

No cable.

### Motor

Asynchronous 2 poles.  
IPX5 protection.  
Class F insulation.  
Single phase motor with built-in thermal protection.  
Continuous operation.

### Limitations

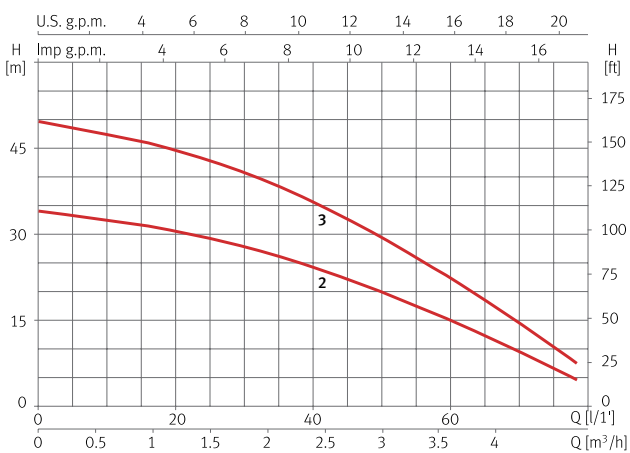
Maximum water temperature 40 °C.



### Features table

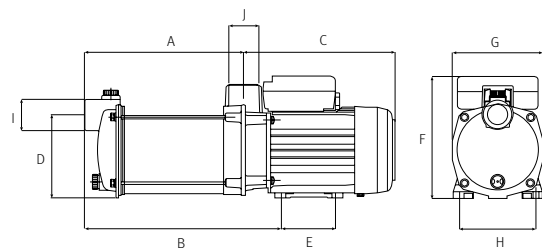
Model	I [A]				P1 [kW]		P2		C [μF] 115V/220V	l/min m <sup>3</sup> /h	20	30	50	60	70	Code		
	1~115V	1~220V	3~220V	3~380V	1~	3~	[kW]	[HP]			1,2	1,8	3	3,6	4,2	1~115V	1~220V	3~220V/380V
Prisma 15 2	5,8	3,2	-	-	0,65	-	0,37	0,5	30/12	mwc	31	27	20	15	9	99036	97133	-
Prisma 15 3	8,5	4,7	2,5	1,5	0,95	0,9	0,55	0,75	30/12	mwc	45	41	30	23	14	99041	97140	97137

### Performance curve at 3450 rpm



### Dimension and weight

Model	A	B	C	D	E	F	G	H	I	J	Kg
Prisma 15 2	163	213	202	110	74	162	121	102	1"	1"	9,2
Prisma 15 3	187	237	202	110	74	162	121	102	1"	1"	10



## Centrifugal multistage pump for water supply

### Applications

Pumping of clean water for domestic, industrial, agricultural and gardening purposes.  
Silent.  
Self-priming up to 2m.

### Materials

Pump body and impellers in AISI 304.  
Pump shaft in AISI 431.  
Diffusers in technopolymer.  
Suction and discharge in cast iron with cataphoresis coating.  
Mechanical seal.  
Motor casing in aluminium.  
O-rings in NBR/EPDM.

### Equipment

No cable.

### Motor

Asynchronous 2 poles.  
IPX5 protection.  
Class F insulation.  
Single phase motor with built-in thermal protection.  
Continuous operation.

### Limitations

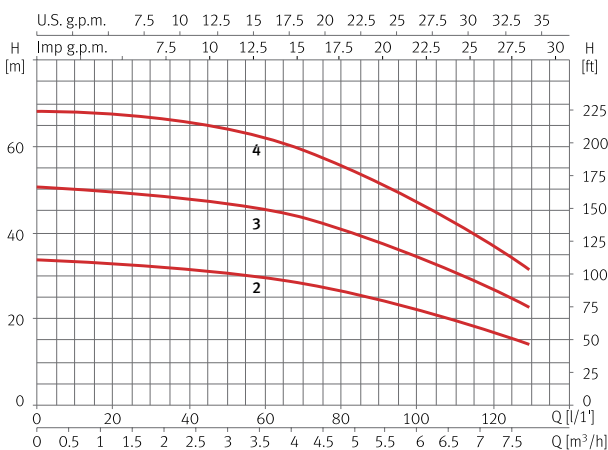
Maximum water temperature 40 °C.



### Features table

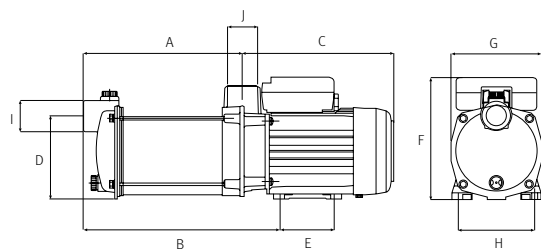
Model	I [A]				P1 [kW]		P2		C [μF]	l/min	20	60	80	100	120	Code		
	1~115V	1~220V	3~220V	3~440V	1~	3~	[kW]	[HP]								115V/220V	m <sup>3</sup> /h	1,2
Prisma 25 2	11,5	6	3,6	2	1,2	1,1	0,75	1	30/16	mwc	33	30	26	22	16	99053	97169	97166
Prisma 25 3	16,5	8,3	4,9	2,8	1,8	1,7	1,1	1,5	60/25		49	45	41	34	26	99056	97177	97174
Prisma 25 4	-	12	6,5	3,8	2,4	2,2	1,5	2	-/30		66	62	55	47	36	-	97187	97184

### Performance curve at 3450 rpm



### Dimension and weight

Model	A	B	C	D	E	F	G	H	I	J	Kg
Prisma 25 2	176	226	218	127	82	185	138	118	1"	1"	13,5
Prisma 25 3	202	225	286	142	-	212	154	138	1"	1"	17,2
Prisma 25 4	229	252	286	142	-	212	154	138	1"	1"	20





## Centrifugal multistage pump for water supply

### Applications

Pumping of clean water for domestic, industrial, agricultural and gardening purposes.  
Silent.  
Self-priming up to 2m.

### Materials

Pump body and impellers in AISI 304.  
Pump shaft in AISI 431.  
Diffusers in technopolymer.  
Suction and discharge in cast iron with cataphoresis coating.  
Mechanical seal.  
Motor casing in aluminium.  
O-rings in NBR/EPDM.

### Equipment

No cable.

### Motor

Asynchronous 2 poles.  
IPX5 protection.  
Class F insulation.  
Single phase motor with built-in thermal protection.  
Continuous operation.

### Limitations

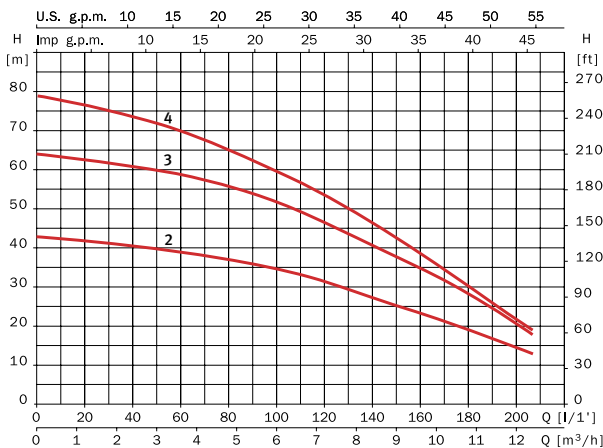
Maximum water temperature 40 °C.



### Features table

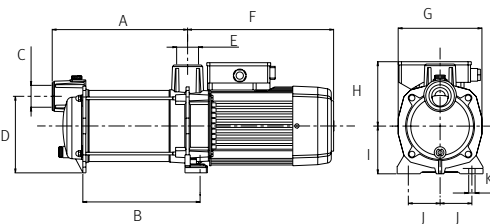
Model	I [A]			P1 [kW]		P2		c [μF] 220V	l/min m³/h	20	60	100	140	180	Code	
	1~ 220V	3~ 220V	3~ 440V	1~	3~	[kW]	[HP]			1,2	3,6	6	8,4	10,8	1~220V	3~220V/440V
Prisma 35 2N	8,1	5,2	2,9	1,8	1,7	1,1	1,5	25	mwc	42	39	35	27	19	132279	132278
Prisma 35 3N	11,5	7,3	4,2	2,5	2,4	1,5	2	30		63	59	52	40	28	132281	132280
Prisma 35 4N	-	9	5,2	-	3	2,2	3	-		76	70	60	46	30	-	132283

### Performance curve at 3450 rpm



### Dimension and weight

Model	A	B	C	D	E	F	G	H	I	J	K	Kg
Prisma 35 2N	205	163	1 1/4"	147	1 1/4"	282	158	125	90	60	12	20,1
Prisma 35 3N	233	187	1 1/4"	147	1 1/4"	282	158	125	90	60	12	23,1
Prisma 35 4N	247	212	1 1/4"	147	1 1/4"	282	158	125	90	60	12	23,3



## Centrifugal multistage pump for water supply

### Applications

Pumping of clean water for domestic, industrial, agricultural and gardening purposes.  
Silent.  
Self-priming up to 2m.

### Materials

Pump body and impellers in AISI 304.  
Pump shaft in AISI 431.  
Diffusers in technopolymer.  
Suction and discharge in cast iron with cataphoresis coating.  
Mechanical seal.  
Motor casing in aluminium.  
O-rings in NBR/EPDM.

### Equipment

No cable.

### Motor

Asynchronous 2 poles.  
IPX5 protection.  
Class F insulation.  
Single phase motor with built-in thermal protection.  
Continuous operation.

### Limitations

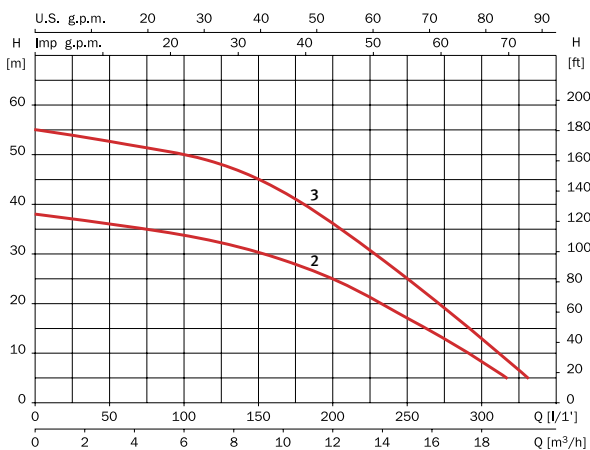
Maximum water temperature 40 °C.



### Features table

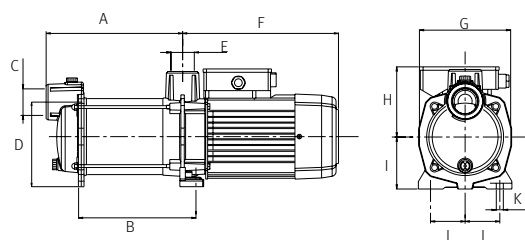
Model	I [A]			P1 [kW]		P2		c [μF] 220v	l/min m <sup>3</sup> /h	50	100	150	250	300	Code	
	1~ 220V	3~ 220V	3~ 440V	1~	3~	[kW]	[HP]								1~220V	3~220V/440V
Prisma 45 2N	10,5	6	3,5	2,2	2	1,5	2	30	mvc	36	34	30	17	8	133176	133175
Prisma 45 3N	-	8,6	5	-	2,9	2,2	3	-		53	50	45	25	13	-	133177

### Performance curve at 3450 rpm



### Dimension and weight

Model	A	B	C	D	E	F	G	H	I	J	K	Kg
Prisma 45 2N	217	181	1 1/2"	147	1 1/4"	298	161	125	90	70	18	23,3
Prisma 45 3N	247	212	1 1/2"	147	1 1/4"	298	161	125	90	70	18	24,9



## Centrifugal multistage pump for water supply

### Applications

Pumping of clean water for domestic, industrial, agricultural and gardening purposes.  
Silent.  
Self-priming up to 2m.

### Motor

Asynchronous 2 poles.  
IPX5 protection.  
Class F insulation.  
Built-in thermal protection.  
Continuous operation.

### Materials

Pump body and impellers in AISI 304.  
Pump shaft in AISI 431.  
Diffusers in technopolymer.  
Mechanical seal.  
Motor casing in aluminium.  
O-rings in NBR/EPDM.

### Limitations

Maximum water temperature 40 °C.

### Equipment

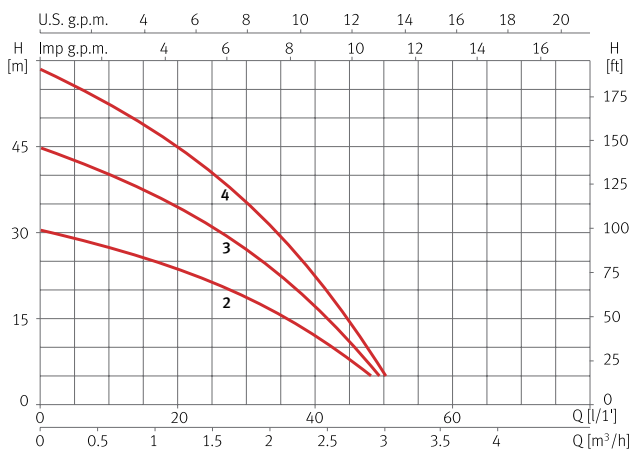
No cable.



### Features table

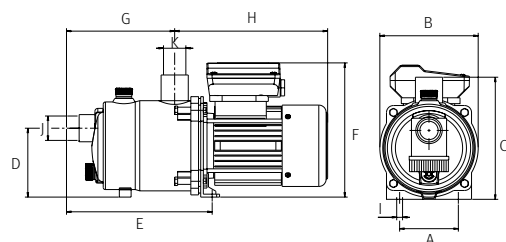
Model	I [A]		P1 [kW]	P2		c [μF] 115V/220V	l/min m³/h	5	10	20	30	40	Code	
	1~115V	1~220V		1~	[kW]			[HP]	0,3	0,6	1,2	1,8	2,4	1~115V
Tecno 05 2	3,9	2,3	0,45	0,24	0,33	30/12	mwc	29	27	24	18	12	97500	97501
Tecno 05 3	5	2,9	0,6	0,37	0,5	30/12		43	40	35	27	17	97503	97504
Tecno 05 4	6,9	3,8	0,8	0,55	0,75	30/12		55	52	45	35	22	97506	97507

### Performance curve at 3450 rpm



### Dimension and weight

Model	A	B	C	D	E	F	G	H	I	J	K	Kg
Tecno 05 2	80	136	158	94	176	174	124	225	9	1"	1"	5,2
Tecno 05 3	80	136	158	94	194	174	142	225	9	1"	1"	6,2
Tecno 05 4	80	136	158	94	212	174	159	225	9	1"	1"	6,3





## Centrifugal multistage pump for water supply, self-priming up to 9m

### Applications

Pumping of clean water for domestic, industrial, agricultural and gardening purposes.  
Silent.  
Self-priming up to 9m.

### Materials

Pump body and impellers in AISI 304.  
Pump shaft in AISI 431.  
Diffusers in technopolymer.  
Mechanical seal.  
Motor casing in aluminium.  
O-rings in NBR/EPDM.

### Equipment

No cable.

### Motor

Asynchronous 2 poles.  
IPX5 protection.  
Class F insulation.  
Single phase motor with built-in thermal protection.  
Continuous operation.

### Limitations

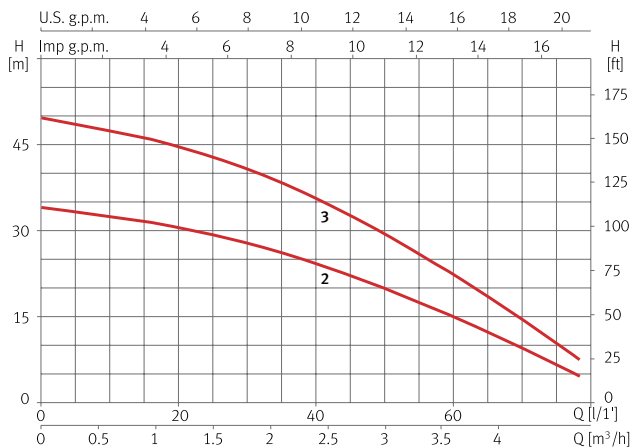
Maximum water temperature 40 °C.



### Features table

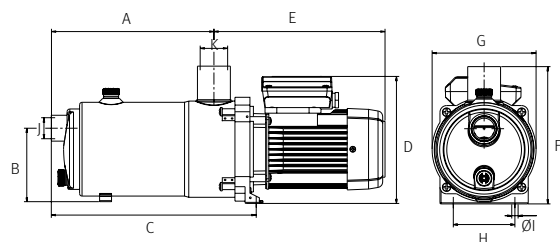
Model	I [A]				P1 [kW]		P2		C [μF] 115V/220V	l/min m³/h	20	30	50	60	70	Code		
	1~115V	1~220V	3~220V	3~380V	1~	3~	[kW]	[HP]								1~115V	1~220V	3~220V/380V
Tecno 15 2	5,8	3,2	-	-	0,65	-	0,37	0,5	30/12	mwc	31	27	20	15	9	97511	97512	-
Tecno 15 3	8,5	4,7	2,5	1,5	0,95	0,9	0,55	0,75	30/12		45	41	30	23	14	97516	97517	97514

### Performance curve at 3450 rpm



### Dimension and weight

Model	A	B	C	D	E	F	G	H	I	J	K	Kg
Tecno 15 2	174	108	235	182	233	196	149	88	9	1"	1"	8,1
Tecno 15 3	197	108	258	182	233	196	149	88	9	1"	1"	8,8



## Centrifugal multistage pump for water supply

### Applications

Pumping of clean water for domestic, industrial, agricultural and gardening purposes.  
Silent.

### Materials

Pump body and impellers in AISI 304.  
Pump shaft in AISI 420.  
Diffusers in technopolymer.  
Suction and discharge in cast iron.  
Mechanical seal.  
Motor casing in aluminium.  
O-rings in NBR/EPDM.

### Equipment

No cable.  
Oval counter flanges DIN 2558 and gaskets included.

### Motor

Asynchronous 2 poles.  
IPX5 protection.  
Class F insulation.  
Single phase motor with built-in thermal protection.  
Continuous operation.

### Limitations

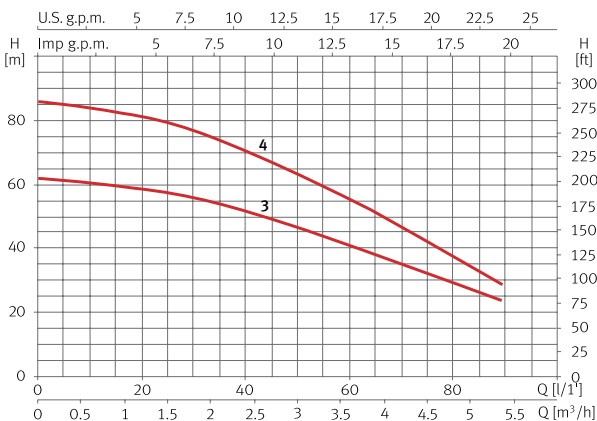
Maximum water temperature 40 °C.



### Features table

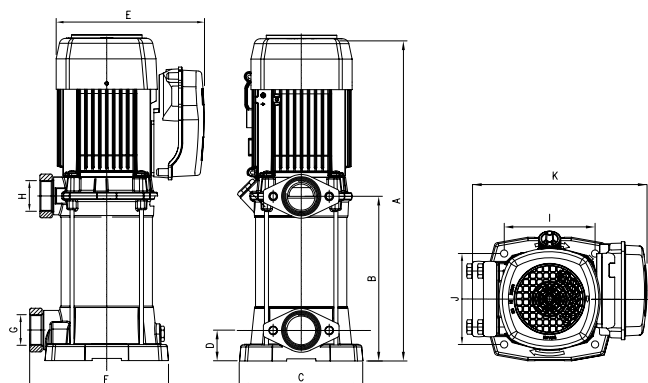
Model	I [A]				P1 [kW]		P2		c [μF] 115V/220V	l/min m³/h	10	20	40	60	80	Code		
	1~115V	1~220V	3~220V	3~440V	1~	3~	[kW]	[HP]			0,6	1,2	2,4	3,6	4,8	1~115V	1~220V	3~220V/440V
Multi 25 3	12,5	7,1	4,1	2,4	1,5	1,4	0,9	1,2	30/16	mwc	60	59	51	40	29	146719	146575	146574
Multi 25 4	-	8,6	5,2	3	1,9	1,8	1,1	1,5	-/25		84	81	70	55	37	-	146576	146579

### Performance curve at 3450 rpm



### Dimension and weight

Model	A	B	C	D	E	F	G	H	I	J	K	L	Kg
Multi 25 3	398	194	170	42	182	191	1 1/4"	1 1/4"	125	197	193	125	16,2
Multi 25 4	422	205	170	42	182	191	1 1/4"	1 1/4"	125	197	193	125	17,3



# Multi 35N Supply | Vertical surface



## Centrifugal multistage pump for water supply

### Applications

Pumping of clean water for domestic, industrial, agricultural and gardening purposes.  
Silent.

### Materials

Pump body and impellers in AISI 304.  
Pump shaft in AISI 420.  
Diffusers in technopolymer.  
Suction and discharge in cast iron.  
Mechanical seal.  
Motor casing in aluminium.  
O-rings in NBR/EPDM.

### Equipment

No cable.  
Oval counter flanges DIN 2558 and gaskets included.

### Motor

Asynchronous 2 poles.  
IPX5 protection.  
Class F insulation.  
Single phase motor with built-in thermal protection.  
Continuous operation.

### Limitations

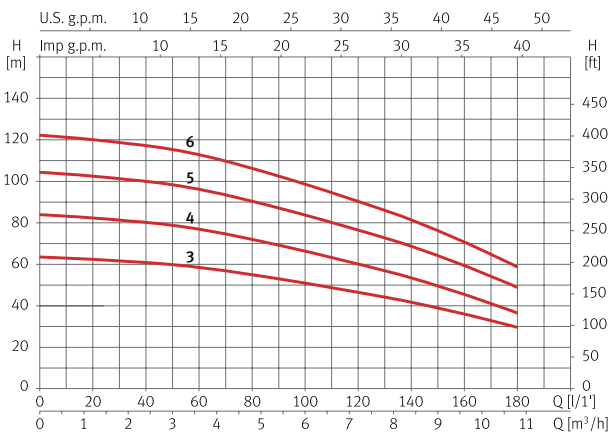
Maximum water temperature 40 °C.



## Features table

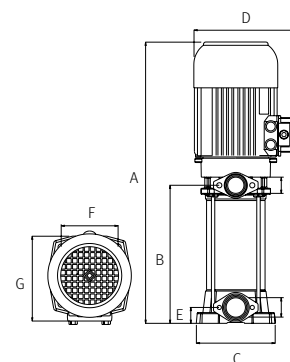
Model	I [A]			P1 [kW]		P2		c [μF] 220V	l/min	20	60	80	120	160	Code	
	1~220V	3~220V	3~440V	1~	3~	[kW]	[HP]								1~220V	3~220V/440V
Multi 35 3N	11,5	7,3	4,2	2,5	2,4	1,5	2	30	mwc	62	59	56	48	36	132321	132324
Multi 35 4N	-	10,2	6,3	-	3,2	2,2	3	-		82	78	71	60	46	-	132325
Multi 35 5N	-	13	7,5	-	4,1	3	4	-		102	97	90	78	60	-	132326
Multi 35 6N	-	14,7	8,5	-	4,8	4	5,5	-		120	112	108	90	70	-	132327

## Performance curve at 3450 rpm



## Dimension and weight

Model	A	B	C	D	E	F	G	H	I	Kg
Multi 35 3N	487	202	184	203	37	133	201	1 1/2"	1 1/4"	24,5
Multi 35 4N	561	226	184	203	37	133	201	1 1/2"	1 1/4"	31
Multi 35 5N	585	251	184	203	37	133	201	1 1/2"	1 1/4"	36,4
Multi 35 6N	610	275	184	203	37	133	201	1 1/2"	1 1/4"	36,8





## Centrifugal multistage pump for water supply

### Applications

Pumping of clean water for domestic, industrial, agricultural and gardening purposes.  
Silent.

### Materials

Pump body and impellers in AISI 304.  
Pump shaft in AISI 420.  
Diffusers in technopolymer.  
Suction and discharge in cast iron.  
Mechanical seal.  
Motor casing in aluminium.  
O-rings in NBR/EPDM.

### Equipment

No cable.  
Oval counter flanges DIN 2558 and gaskets included.

### Motor

Asynchronous 2 poles.  
IPX5 protection.  
Class F insulation.  
Single phase motor with built-in thermal protection.  
Continuous operation.

### Limitations

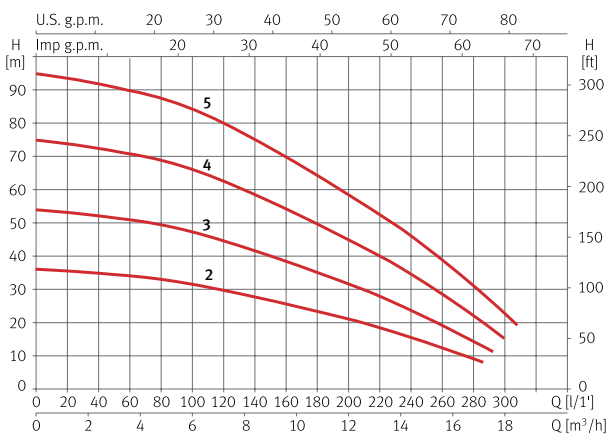
Maximum water temperature 40 °C.



### Features table

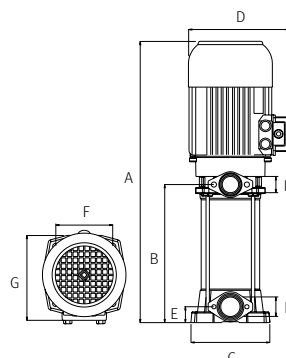
Model	I [A]			P1 [kW]		P2		c [μF] 220V	l/min m³/h	60	120	160	200	260	Code	
	1~ 220V	3~ 220V	3~ 440V	1~	3~	[kW]	[HP]								1~220V	3~220V/440V
Multi 45 2N	9,2	5,9	3,4	2	1,9	1,5	2	25	mwc	35	30	26	21	13	134267	134269
Multi 45 3N	-	8,3	4,8	-	2,8	2,2	3	-		51	45	39	31	20	-	134270
Multi 45 4N	-	11,2	6,5	-	3,9	3	4	-		70	63	55	45	29	-	134271
Multi 45 5N	-	15,4	8,9	-	5	4	5,5	-		90	80	70	58	39	-	134272

### Performance curve at 3450 rpm



### Dimension and weight

Model	A	B	C	D	E	F	G	H	I	Kg
Multi 45 2MN	506	190	184	203	37	133	201	1 1/2"	1 1/4"	23,5
Multi 45 2N	476	190	184	203	37	133	201	1 1/2"	1 1/4"	23,4
Multi 45 3N	537	221	184	203	37	133	201	1 1/2"	1 1/4"	25,8
Multi 45 4N	585	250	184	203	37	133	201	1 1/2"	1 1/4"	31,2
Multi 45 5N	616	281	184	203	37	133	201	1 1/2"	1 1/4"	36,7



## Centrifugal multistage pump in-line for water supply

### Applications

Pumping of clean water for domestic, industrial, agricultural and gardening purposes.

### Materials

Pump body and impellers in AISI 304.  
Pump shaft in AISI 420.  
Diffusers in technopolymer.  
Suction, discharge and motor-wet end coupling in cast iron.  
Mechanical seal.  
Motor casing in aluminium.  
O-rings in NBR/EPDM.

### Equipment

No cable.  
Counter flanges and gaskets included.  
Motor-wet end coupling system V18-flange C (IEC standard).

### Motor

Asynchronous 2 poles.  
IPX4 protection.  
Class F insulation.  
Continuous operation.

### Limitations

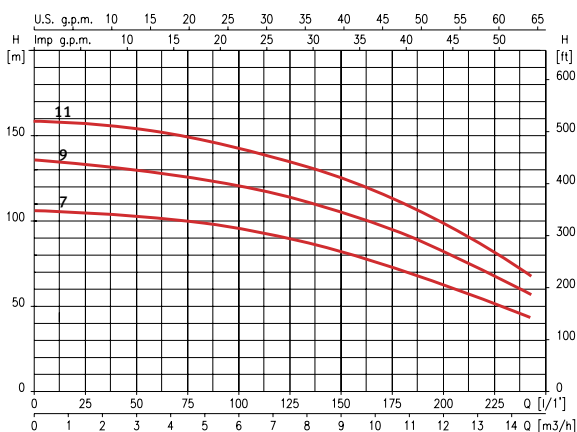
Maximum water temperature 40 °C.



### Features table

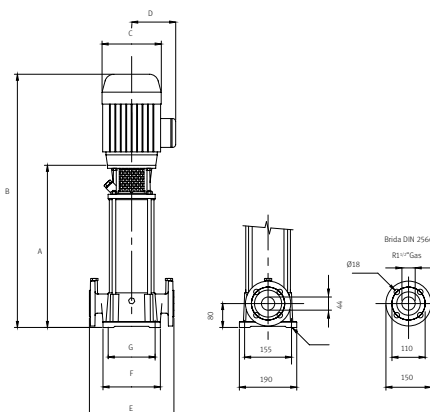
Model	Motor					VE 94 hydraulic data					Code	
	I [A]		P1 [kW]	P2		l/min	50	100	125	150		200
	3~220V	3~440V	3~	[kW]	[HP]	m³/h	3	6	7,5	9	12	3~220V/440V
VE 94 7	10,4	6	3,9	3	4	mwc	101	95	90	81	61	97751
VE 94 9	13,6	7,9	5	4	5,5		130	120	114	105	81	97765
VE 94 11	18,7	10,8	6,9	5,5	7,5		155	142	135	125	99	97715

### Performance curve at 3450 rpm



### Dimension and weight

Model	A	B	C	D	E	F	G	Kg
VE 94 7	554	858	194	138	280	190	155	56
VE 94 9	629	933	194	138	280	190	155	61
VE 94 11	704	1032	218	150	280	190	155	71



## Centrifugal multistage pump in-line for water supply

### Applications

Pumping of clean water for domestic, industrial, agricultural and gardening purposes.

### Materials

Pump body and impellers in AISI 304.  
 Pump shaft in AISI 420.  
 Diffusers in technopolymer.  
 Suction, discharge and motor-wet end coupling in cast iron.  
 Mechanical seal.  
 Motor casing in aluminium.  
 O-rings in NBR/EPDM.

### Equipment

No cable.  
 Counter flanges and gaskets included.  
 Motor-wet end coupling system V1-flange FF (IEC standard).

### Motor

Asynchronous 2 poles.  
 IPX4 protection.  
 Class F insulation.  
 Continuous operation.

### Limitations

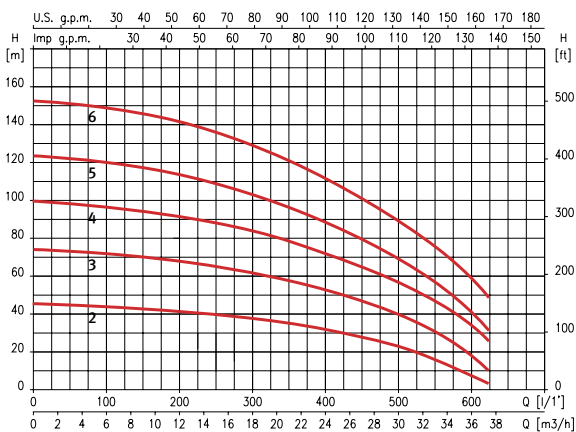
Maximum water temperature 40 °C.



### Features table

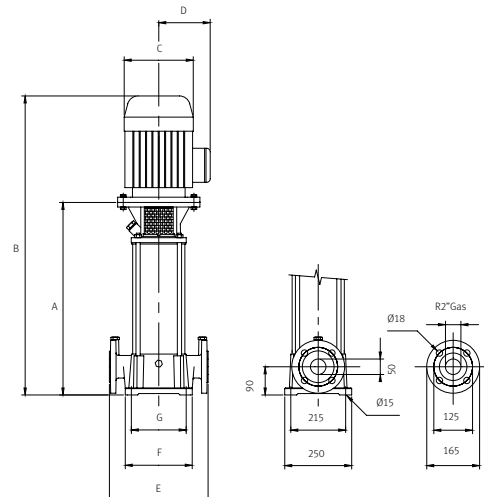
Model	Motor					VE 121N hydraulic data					Code	
	I [A]		P1 [kW]	P2		l/min	100	200	300	400		500
	3~220V	3~440V	3~	[kW]	[HP]	m³/h	6	12	18	24		30
VE 121 2N	13,6	7,9	5	4	5,5	mwc	43	40	39	31	22	203438
VE 121 3N	18,7	10,8	6,9	5,5	7,5		71	69	61	51	40	203439
VE 121 4N	31,5	18,2	10,6	9,2	12,5		98	90	85	71	58	203440
VE 121 5N	31,5	18,2	10,6	9,2	12,5		120	113	104	89	70	203441
VE 121 6N	37,4	21,6	13,9	11	15		149	141	130	111	90	203442

### Performance curve at 3450 rpm



### Dimension and weight

Model	A	B	C	D	E	F	G	Kg
VE 121 2N	470	774	194	138	300	210	130	71
VE 121 3N	522	892	257	177	300	210	130	93
VE 121 4N	574	944	257	177	300	210	130	102
VE 121 5N	626	1034	257	177	300	210	130	114
VE 121 6N	678	1086	257	177	300	210	130	116





# Multi VS 5 **Supply** | Vertical surface



## Centrifugal multistage pump in-line for water supply, 100% stainless steel

### Applications

Pumping of clean water for domestic, industrial, agricultural and gardening purposes.

### Materials

Pump body, suction, discharge, diffusers and impellers in AISI 304.  
Pump shaft in AISI 420.  
Mechanical seal.  
Motor casing in aluminium.  
O-rings in FPM.

### Equipment

No cable.  
Counter flanges not included.  
Motor-wet end coupling system V18-flange C (IEC standard).

### Motor

Asynchronous 2 poles.  
IPX4 protection.  
Class F insulation.  
Continuous operation.

### Limitations

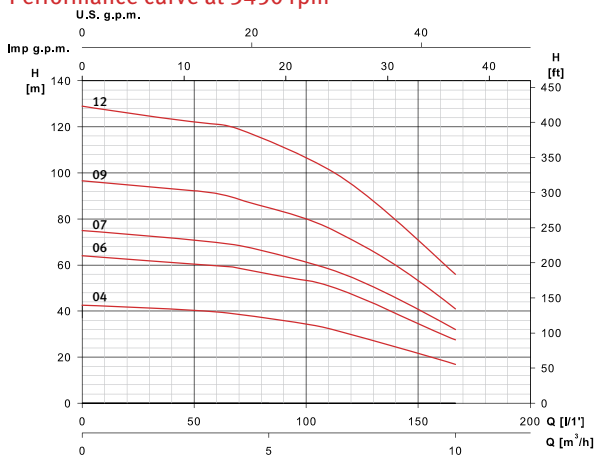
Maximum water temperature 120 °C.



### Features table

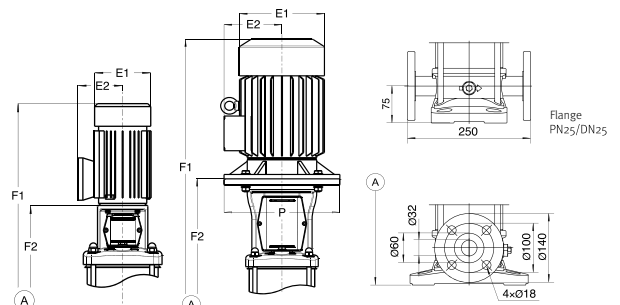
Model	Motor				Multi VS hydraulic data										Code
	I [A]		P2		l/min	0	50	67	83	100	117	133	150	167	
	3~220V	3~440V	[kW]	[HP]	m <sup>3</sup> /h	0	3	4	5	6	7	8	9	10	3~220V/440V
Multi VS 5 04	5,2	3	1,1	1,5	mwc	42	40	39	37	35	31	27	22	17	215263
Multi VS 5 06	5,9	3,4	1,5	2		64	61	59	56	53	48	42	34	28	215264
Multi VS 5 07	8,3	4,8	2,2	3		75	71	69	66	61	56	49	41	32	215265
Multi VS 5 09	8,3	4,8	2,2	3		97	92	90	85	80	73	64	53	41	215266
Multi VS 5 12	10,4	6	3	4		129	122	120	114	107	98	85	71	56	215267

### Performance curve at 3450 rpm



### Dimension and weight

Model	Motor		Pump Multi VS		
	E1	E2	F1	F2	Kg
Multi VS 5 04	155	130	585	340	31
Multi VS 5 06	155	130	639	394	37
Multi VS 5 07	175	136	741	431	40
Multi VS 5 09	175	136	765	485	41
Multi VS 5 12	185	145	876	566	52



# Multi VS 10 **Supply** | Vertical surface



## Centrifugal multistage pump in-line for water supply, 100% stainless steel

### Applications

Pumping of clean water for domestic, industrial, agricultural and gardening purposes.

### Materials

Pump body, suction, discharge, diffusers and impellers in AISI 304.  
Pump shaft in AISI 420.  
Mechanical seal.  
Motor casing in aluminium.  
O-rings in FPM.

### Equipment

No cable.  
Counter flanges not included.  
Motor-wet end coupling system V18-flange C (IEC standard).

### Motor

Asynchronous 2 poles.  
IPX4 protection.  
Class F insulation.  
Continuous operation.

### Limitations

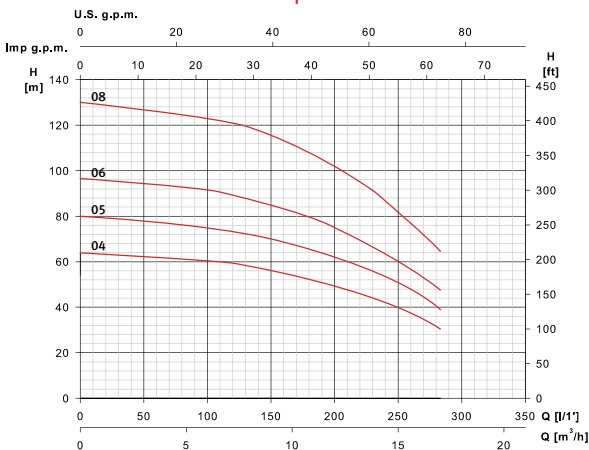
Maximum water temperature 120 °C.



### Features table

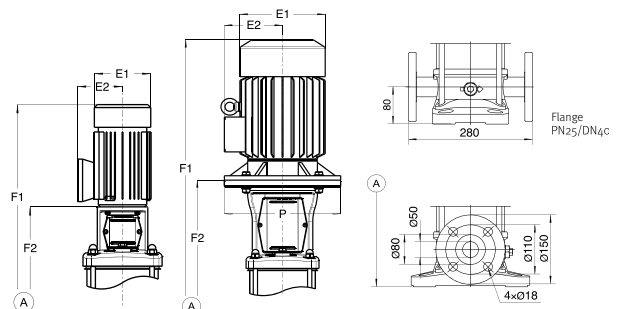
Model	Motor				Multi VS hydraulic data								Code
	I [A]		P2		l/min	0	100	133	167	200	233	267	
	3~220V	3~440V	[kW]	[HP]	m³/h	0	6	8	10	12	14	16	
Multi VS 10 04	10,4	6	3	4	mwc	64	61	58	54	49	44	36	215268
Multi VS 10 05	13,6	7,9	4	5,5		80	75	72	68	62	55	45	215269
Multi VS 10 06	13,6	7,9	4	5,5		96	92	88	82	75	66	54	215270
Multi VS 10 08	18,7	10,8	5,5	7,5		130	123	119	112	102	90	73	215271

### Performance curve at 3450 rpm



### Dimension and weight

Model	Motor		Pump Multi VS		
	E1	E2	F1	F2	Kg
Multi VS 10 04	175	136	697	417	53
Multi VS 10 05	175	136	797	457	62
Multi VS 10 06	185	145	787	477	63
Multi VS 10 08	215	170	867	547	85



# Multi VS 15 **Supply** | Vertical surface



## Centrifugal multistage pump in-line for water supply, 100% stainless steel

### Applications

Pumping of clean water for domestic, industrial, agricultural and gardening purposes.

### Materials

Pump body, suction, discharge, diffusers and impellers in AISI 304.  
Pump shaft in AISI 420.  
Mechanical seal.  
Motor casing in aluminium.  
O-rings in FPM.

### Equipment

No cable.  
Counter flanges not included.  
Motor-wet end coupling system V18-flange C (IEC standard). For 11kW motor V1-flange FF (IEC standard).

### Motor

Asynchronous 2 poles.  
IPX4 protection.  
Class F insulation.  
Continuous operation.

### Limitations

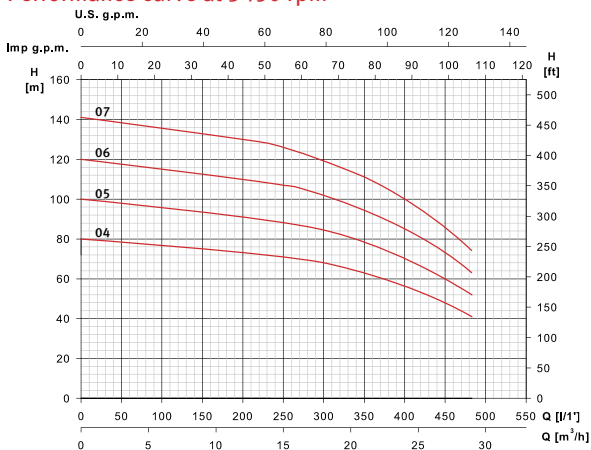
Maximum water temperature 120 °C.



### Features table

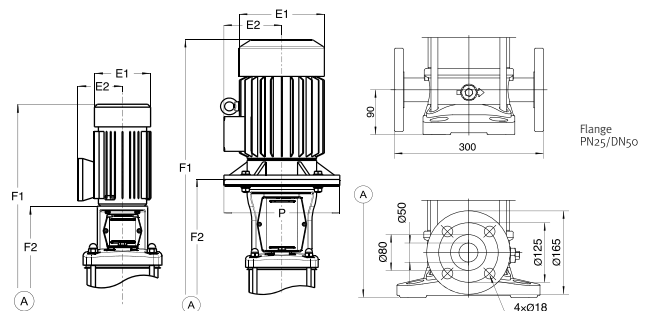
Model	Motor				Multi VS hydraulic data											Code	
	I [A]		P2		l/min	0	167	200	233	250	267	300	333	367	400		433
	3~220V	3~440V	[kW]	[HP]	m³/h	0	10	12	14	15	16	18	20	22	24	26	3~220V/440V
Multi VS 15 04	18,7	10,8	5,5	7,5	mwc	80	75	73	72	71	70	68	65	61	56	51	215272
Multi VS 15 05	25,5	14,8	7,5	10		100	93	91	89	88	87	84	81	76	70	63	215273
Multi VS 15 06	37,4	21,6	11	15		120	112	110	108	107	106	102	97	92	85	78	215274
Multi VS 15 07	37,4	21,6	11	15		141	132	130	128	126	124	119	114	108	100	91	215275

### Performance curve at 3450 rpm



### Dimension and weight

Model	Motor			Pump Multi VS		
	E1	E2	P	F1	F2	Kg
Multi VS 15 04	215	170	-	915	575	90
Multi VS 15 05	240	180	-	960	620	94
Multi VS 15 06	240	180	160	1005	665	175
Multi VS 15 07	240	180	160	1050	710	177





# Multi VS 20 **Supply** | Vertical surface



## Centrifugal multistage pump in-line for water supply, 100% stainless steel

### Applications

Pumping of clean water for domestic, industrial, agricultural and gardening purposes.

### Materials

Pump body, suction, discharge, diffusers and impellers in AISI 304.  
Pump shaft in AISI 420.  
Mechanical seal.  
Motor casing in aluminium.  
O-rings in FPM.

### Equipment

No cable.  
Counter flanges not included.  
Motor-wet end coupling system V18-flange C (IEC standard). For 11kW motor V1-flange FF (IEC standard).

### Motor

Asynchronous 2 poles.  
IPX4 protection.  
Class F insulation.  
Continuous operation.

### Limitations

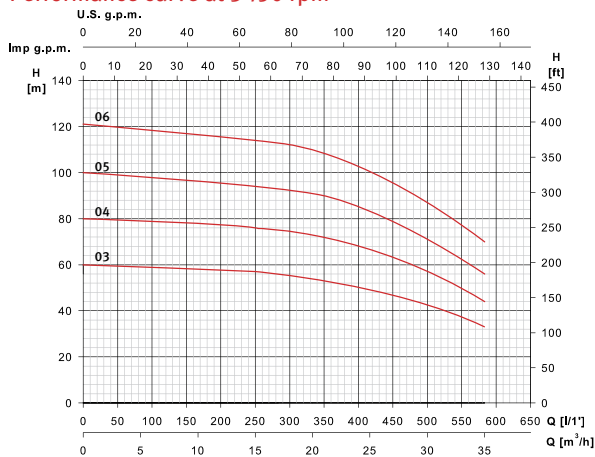
Maximum water temperature 120 °C.



### Features table

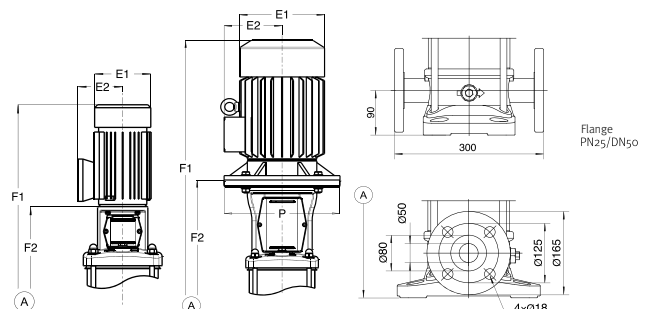
Model	Motor				Multi VS hydraulic data										Code
	I [A]		P2		l/min	0	217	250	283	333	383	433	483	533	
	3~220V	3~440V	[kW]	[HP]	m <sup>3</sup> /h	0	13	15	17	20	23	26	29	32	
Multi VS 20 03	18,7	10,8	5,5	7,5	mwc	60	58	57	56	54	51	48	44	39	215276
Multi VS 20 04	25,5	14,8	7,5	10		80	77	76	75	73	70	65	59	52	215277
Multi VS 20 05	37,4	21,6	11	15		100	95	94	93	91	87	81	74	65	215278
Multi VS 20 06	37,4	21,6	11	15		121	115	114	113	110	105	98	90	81	215279

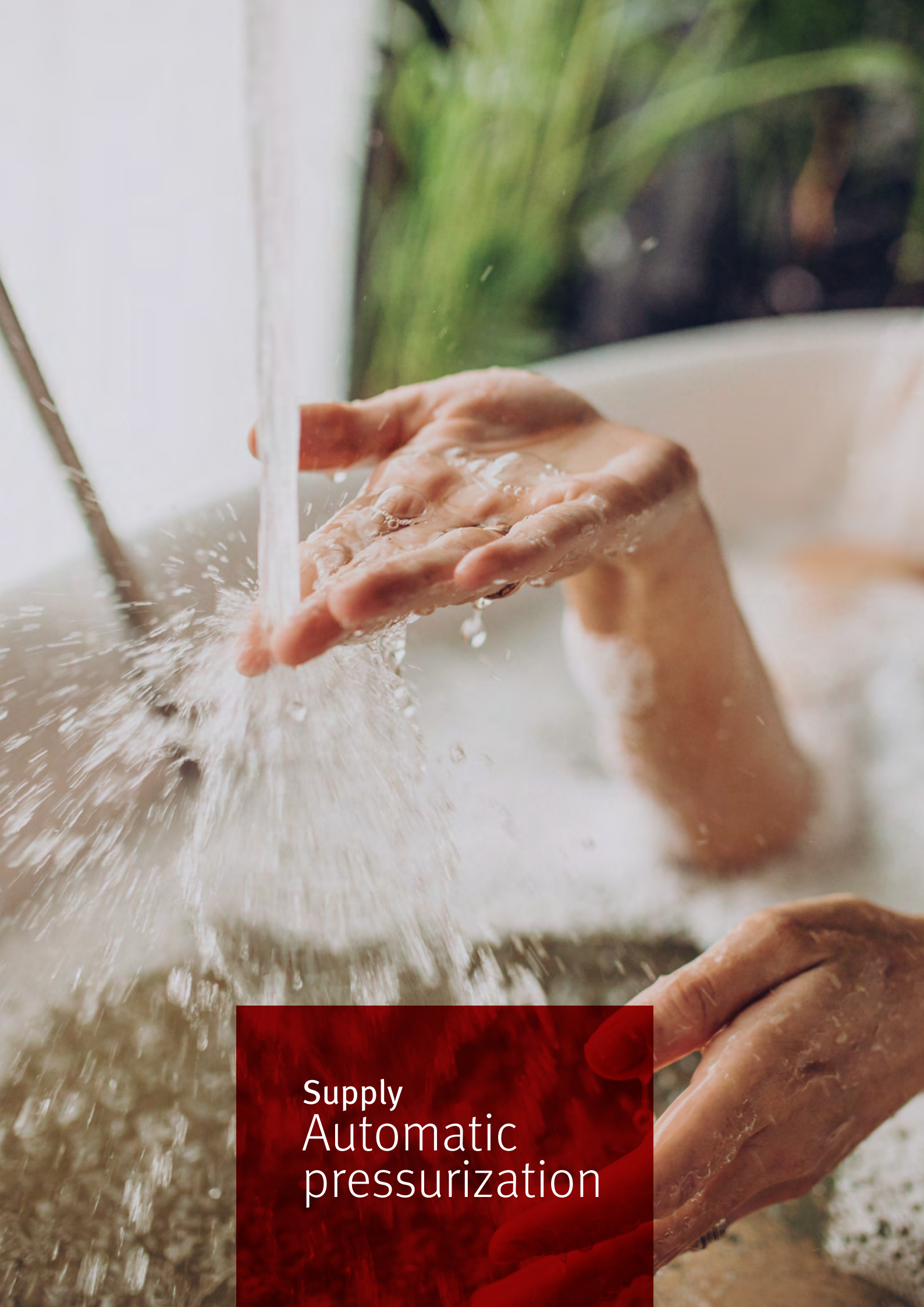
### Performance curve at 3450 rpm



### Dimension and weight

Model	Motor			Pump Multi VS		
	E1	E2	P	F1	F2	Kg
Multi VS 20 03	240	180	-	792	452	87
Multi VS 20 04	240	180	-	915	575	158
Multi VS 20 05	240	180	160	960	620	176
Multi VS 20 06	240	180	160	1005	665	176





Supply  
Automatic  
pressurization

### Automatic start and stop device

#### Applications

Assembled on a pump, automatic start and stop based on water demand.  
Adjustable starting pressure range from 1,5 to 2,5 bar.

#### Materials

Plastic components in technopolymer.  
Internal membrane in EPDM.

#### Equipment

Built-in check valve.  
Unions included.  
Cables without plug.  
Dry-run protection.  
Automatic reset function.

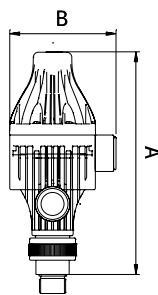


### Features table

Model	I [A] max.	Hz	Protection	Maximum pressure	Starting pressure	Differential pressure	Stopping pressure	Max. temp. [°C]	Ø Connection	Code
										1~220V
Pressdrive	12	50/60	IPX5	10 bar	1,5 - 2,5 bar	≥ 0,7 bar	Max. given by the pump	40	1"	205333

### Dimension and weight

Model	A	B	Kg
Pressdrive	281	134	1,5





## Automatic start and stop device

### Applications

Assembled on a pump, automatic start and stop based on water demand.  
Adjustable starting pressure range from 1,5 to 2,5 bar.

### Materials

Plastic components in technopolymer.  
Internal membrane in EPDM.

### Equipment

Built-in check valve.  
Unions included.  
Cables without plug.  
Dry-run protection.  
Automatic reset function.

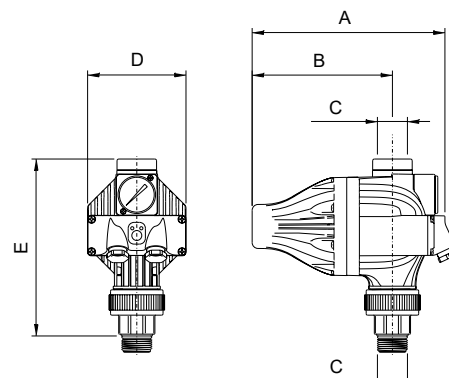


## Features table

Model	I [A] max.	Hz	Protection	Maximum pressure	Starting pressure	Differential pressure	Stopping pressure	Max. temp. [°C]	Ø Connection	Code	
										1~115V	1~220V
Pressdrive 05	12	50/60	IPX5	10 bar	1,5 - 2,5 bar	≥ 1 bar	Max. given by the pump	40	1"	205804	205331

## Dimension and weight

Model	A	B	C	D	E	Kg
Pressdrive 05	213	155	1"	108	195	1,5



## Variable frequency drive

### Applications

Assembled on a pump, booster set or installed on the wall, adjust the speed automatically to maintain the constant pressure and flow that apartment, building or installation demands at every moment.



### Materials

Body in aluminium.  
Front cover in technopolymer.

### Equipment and features

IPX5 protection.  
Maximum ambient temperature 40°C.  
Air cooled motor.  
Maximum 4 pumps.  
USB port for updating the device's firmware.  
Adjustable working frequency.  
Inputs:  
- 1 analogue 4-20mA with 24V DC power supply.  
- 1 digital for the level switch.  
Outputs:  
- 1 alarm signal.  
- Potential-free output (FVC), maximum 1A, NA/NC contacts.  
Communication serial port RS 485.  
M22 with 2m of cable with plug type F.  
T22 and T55 no cable.



Pressure transducer\*

Device for digital pressure reading

### Protections

Dry-run protection with automatic reset.  
Detection of pressure transducer failure.  
Overcurrent and short-circuit with automatic reset.  
Power supply voltage with automatic reset.  
Internal overtemperature with automatic reset.  
Earthing and motor phase error.  
Communication error.

### Features table

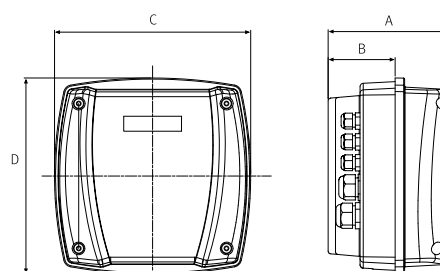
Model	Input				Output				Code
	Power source voltage [V]	Power frequency [Hz]	Maximum motor current [A]	Recommended line protection [A]	Maximum motor power [kW]	Maximum motor current [A]	Motor voltage [V]	Motor frequency [Hz]	
Speedrive V2 M22	1~ 220V*	50/60	16	25	2,2	10	3~ 220V	50/60	203323
Speedrive V2 T22	3~ 440V	50/60	7	10	2,2	6	3~ 440V	50/60	205490
Speedrive V2 T55	3~ 440V	50/60	15	20	5,5	14	3~ 440V	50/60	203321

\*The M22 model allows 3-220v power supply by connecting 2 phases (2 wires) and leaving the third wire insulated.

Accessories	Code
Pressure transducer 4- 20 mA 1/4 G 10 bar	176579
Wall installation kit	209380
PCBA Modbus circuit	214754

### Dimension and weight

Model	A	B	C	D	Kg
Speedrive V2 M22	178	71	207	207	3,4
Speedrive V2 T22	142	85	207	207	2,7
Speedrive V2 T55	142	85	207	207	2,7



\*Pressure transducer is required for operation.

## Automatic set for water supply

### Applications

Automatic pumping of clean water for domestic, industrial, agricultural and gardening purposes.  
 Silent.  
 Self-priming up to 2m.  
 Adjustable starting pressure range from 1,5 to 2,5 bar.

### Materials

#### Prisma:

Pump body and impellers in AISI 304.  
 Pump shaft in AISI 431.  
 Diffusers in technopolymer.  
 Suction and discharge in cast iron with cathoporesis coating.  
 Mechanical seal.

Motor casing in aluminium.

O-rings in NBR/EPDM.

#### Pressdrive 05:

Plastic components in technopolymer.  
 Internal membrane in EPDM.

### Motor

Asynchronous 2 poles.  
 IPX5 protection.  
 Class F insulation.  
 Built-in thermal protection.  
 Continuous operation.

### Limitations

Maximum water temperature 40 °C.

### Equipment

Built-in check valve.  
 Unions included.  
 Cables without plug.  
 Dry-run protection.  
 Automatic reset function.

### Operation

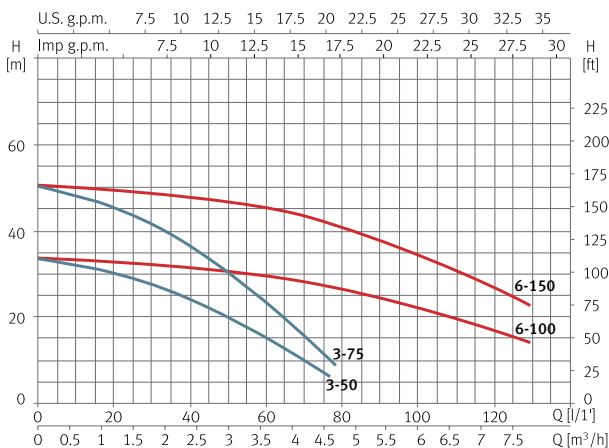
Automatic start and stop based on water demand.



## Features table

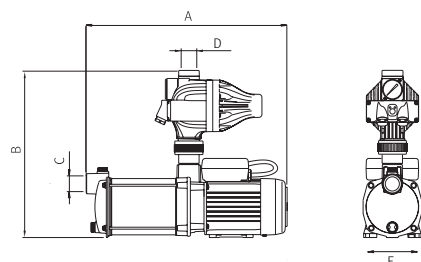
Model	I [A]		P1 [kW]	P2		c [μF] 115V/220V	l/min	20	40	60	100	120	Code	
	1~115V	1~220V	1~	[kW]	[HP]			m <sup>3</sup> /h	1,2	2,4	3,6	6	7,2	1~115V
PDS 05 3-50	5,8	3,2	0,65	0,37	0,5	30/12	mwc	31	24	15	-	-	210254	210252
PDS 05 3-75	8,5	4,7	0,95	0,55	0,75	30/12		45	36	23	-	-	210273	210256
PDS 05 6-100	-	6	1,2	0,75	1	-/16		33	31	30	22	16	-	210258
PDS 05 6-150	-	8,3	1,8	1,1	1,5	-/25		49	47	45	34	26	-	210276

## Performance curve at 3450 rpm



## Dimension and weight

Model	A	B	C	D	E	Kg
PDS 05 3-50	365	346	1"	1"	121	10,7
PDS 05 3-75	389	346	1"	1"	121	11,5
PDS 05 6-100	394	368	1"	1"	138	15
PDS 05 6-150	488	391	1"	1"	154	18,7





## Automatic submersible monoblock centrifugal multistage pump for water supply

### Applications

Automatic pumping of clean water for domestic, industrial, agricultural and gardening purposes.  
Suitable for open wells, ponds and tanks.  
Starting pressure 2 bar.

### Materials

Pump body, suction, discharge, filter and impellers in AISI 304.  
Pump shaft in AISI 431.  
Diffusers in technopolymer.  
Double mechanical seal.  
O-rings in NBR/EPDM.

### Equipment

Built-in check valve.  
15m of cable without plug.  
External capacitor.  
Kit Press included.  
Dry-run protection.  
Automatic reset function.

### Motor

Asynchronous 2 poles.  
IP68 protection.  
Class F insulation.  
Built-in thermal protection.  
Continuous operation.  
Water cooled motor.

### Limitations

Maximum water temperature 40 °C.  
Maximum submersion 12m.

### Operation

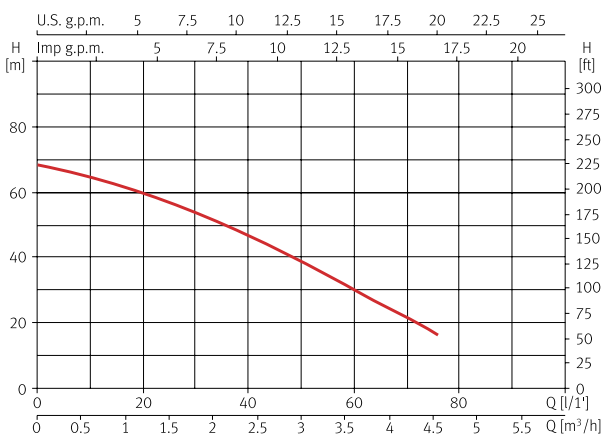
Automatic start and stop based on water demand.



### Features table

Model	I [A]	P1 [kW]	P2		C [μF]	I/min	10	20	40	60	70	Code
	1~220V	1~	[kW]	[HP]	220V	m³/h	0,6	1,2	2,4	3,6	4,2	1~220V
Acuapres 07S 4	6,6	1,4	0,9	1,2	16	mwc	65	60	48	30	21	210155

### Performance curve at 3450 rpm



### Dimension and weight

Model	A	B	C	Kg
Acuapres 07S 4	522	125	1"	12,4



# Tecnoplus 15 **Supply | Booster**



## Automatic centrifugal multistage pump with variable speed for water supply

### Applications

Automatic pumping of clean water for domestic, industrial, agricultural and gardening purposes.  
Silent.  
Self-priming up to 2m.  
Adjustable working pressure range from 1,5 to 3,5 bar.

### Materials

Pump body in AISI 304.  
Pump shaft in AISI 431.  
Diffusers and impellers in technopolymer.  
Mechanical seal.  
Motor casing in aluminium.  
O-rings in NBR/EPDM.

### Equipment

Built-in check valve.  
Built-in pressure sensor.  
2m of cable without plug.  
Kit Press and pressure gauge included.  
Dry-run protection.  
Automatic reset function.

### Motor

Asynchronous 2 poles.  
IPX5 protection.  
Class F insulation.  
Built-in thermal protection.  
Continuous operation.

### Limitations

Maximum water temperature 40 °C.

### Operation

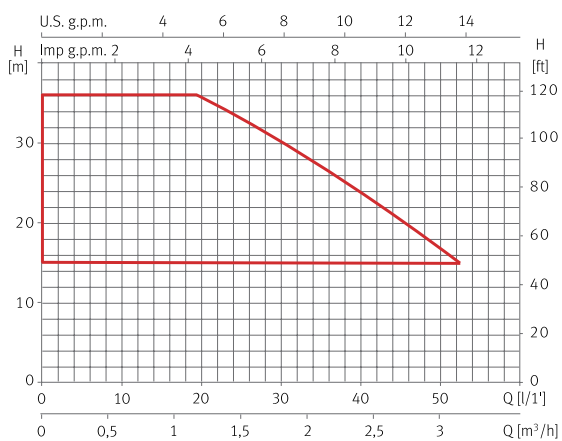
Variable speed to maintain the constant pressure and flow that apartment, building or installation demands at every moment.



### Features table

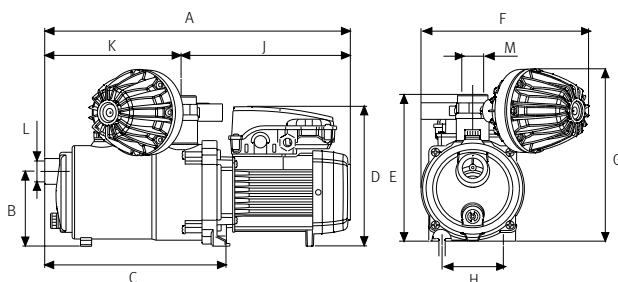
Model	I [A]	P1 [kW]	P2		c [μF]	l/min	5	10	30	45	50	Code
	1~220V	1~	[kW]	[HP]		220V	m <sup>3</sup> /h	0,3	0,6	1,8	2,7	
Tecnoplus 15 4	3,3	0,7	0,55	0,75	12	mwc	36	36	30	21	16,5	144575

### Performance curve



### Dimension and weight

Model	A	B	C	D	E	F	G	H	J	K	L	M	Kg
Tecnoplus 15 4	439	108	261	200	216	241	254	88	243	196	1"	1"	10,5



## Automatic centrifugal multistage pump with variable speed for water supply

### Applications

Automatic pumping of clean water for domestic, industrial, agricultural and gardening purposes.  
Silent.  
Self-priming up to 2m.  
Adjustable working pressure range from 1,5 to 4 bar.

### Materials

Pump body and impellers in AISI 304.  
Pump shaft in AISI 431.  
Diffusers in technopolymer.  
Mechanical seal.  
Motor casing in aluminium.  
O-rings in NBR/EPDM.

### Equipment

Built-in check valve.  
Built-in pressure sensor.  
2m of cable without plug.  
Kit Press and pressure gauge included.  
Dry-run protection.  
Automatic reset function.

### Motor

Asynchronous 2 poles.  
IPX5 protection.  
Class F insulation.  
Built-in thermal protection.  
Continuous operation.

### Limitations

Maximum water temperature 40 °C.

### Operation

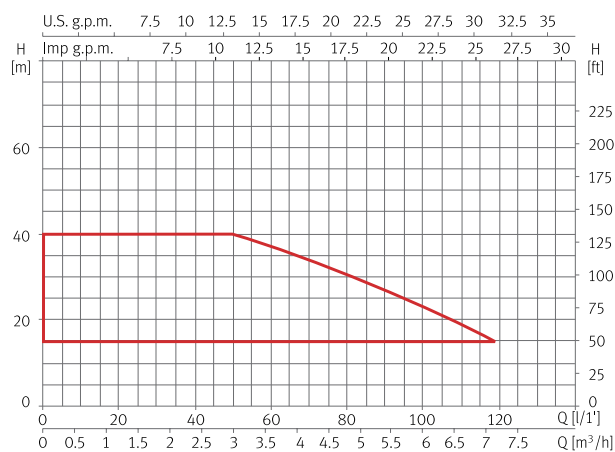
Variable speed to maintain the constant pressure and flow that apartment, building or installation demands at every moment.



### Features table

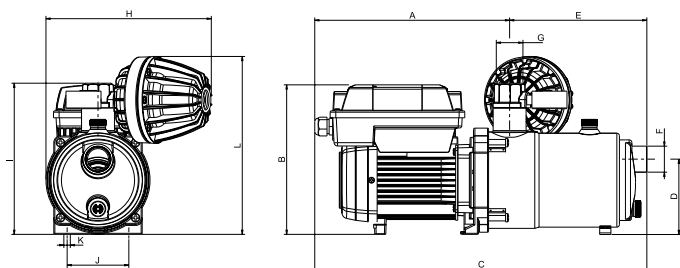
Model	I [A]	P1 [kW]	P2		l/min	45	60	75	90	110	Code
	1~220V	1~	[kW]	[HP]	m³/h	2,7	3,6	4,5	5,4	6,6	1~220V
Tecnoplus 25 4	8,8	1,4	0,9	1,2	mwc	40	37	33	25	19	207153

### Performance curve



### Dimension and weight

Model	A	B	C	D	E	F/G	H	I	J	K	L	Kg
Tecnoplus 25 4	278	221	468	107	190	1"	149	216	88	Ø9	254	15,5





## Automatic set with variable speed for water supply

### Applications

Automatic pumping of clean water for domestic, industrial, agricultural and gardening purposes. Adjustable working pressure.

### Operation

Variable speed to maintain the constant pressure and flow that apartment, building or installation demands at every moment.



## Prisma ESD

Model	P2		Maximum head [m]	Maximum flow [m³/h]	Pump code 3~220V/440V	Speedrive V2 code	
	[kW]	[HP]				1~220V	3~440V
Prisma 25 2 ESD	0,75	1	34	7	97166	203323	205490
Prisma 25 3 ESD	1,1	1,5	50	7	97174	203323	205490
Prisma 25 4 ESD	1,5	2	67	7	97184	203323	205490
Prisma 35 2N ESD	1,1	1,5	43	11,5	132278	203323	205490
Prisma 35 3N ESD	1,5	2	64	11,5	132280	203323	205490
Prisma 35 4N ESD	2,2	3	78	11,5	132283	203323	205490
Prisma 45 2N ESD	1,5	2	38	18	133175	203323	205490
Prisma 45 3N ESD	2,2	3	55	18	133177	203323	205490



## Multi ESD

Model	P2		Maximum head [m]	Maximum flow [m³/h]	Pump code 3~220V/440V	Speedrive V2 code	
	[kW]	[HP]				1~220V	3~440V
Multi 25 3 ESD	0,9	1,2	62	5	146574	203323	205490
Multi 25 4 ESD	1,1	1,5	85	5	146579	203323	205490
Multi 35 3N ESD	1,5	2	65	10	132324	203323	205490
Multi 35 4N ESD	2,2	3	85	10	132325	203323	205490
Multi 35 5N ESD	3	4	105	10	132326	-	203321
Multi 35 6N ESD	4	5,5	123	10	132327	-	203321
Multi 45 2N ESD	1,5	2	36	17	134269	203323	205490
Multi 45 3N ESD	2,2	3	54	17	134270	203323	205490
Multi 45 4N ESD	3	4	75	17	134271	-	203321
Multi 45 5N ESD	4	5,5	95	17	134272	-	203321



## VE ESD

Model	P2		Maximum head [m]	Maximum flow [m³/h]	Pump code 3~220V/440V	Speedrive V2 code
	[kW]	[HP]				3~440V
VE 94 7 ESD	3	4	105	15	97751	203321
VE 94 9 ESD	4	5,5	135	15	97765	203321
VE 94 10 ESD	5,5	7,5	159	15	97715	203321
VE 121 2N ESD	4	5,5	45	36	203438	203321
VE 121 3N ESD	5,5	7,5	75	36	203439	203321



VE 94

VE 121N

Pressure transducer and water tank not included. Essentials for proper operation.



 **ESPA**  
[www.espa.com](http://www.espa.com)



A photograph of a swimming pool with a person's hand on a white inflatable ring. The background shows trees and a building. A dark red rectangular box is overlaid on the right side of the image, containing white text.

# **RECIRCULATION AND FILTRATION**



## Centrifugal single stage pump for water recirculation and filtration

### Applications

Water recirculation and filtration for small and above ground swimming pools.  
Silent.  
Self-priming up to 4m.

### Motor

Asynchronous 2 poles.  
IPX5 protection.  
Class F insulation.  
Built-in thermal protection.  
Continuous operation.

### Materials

Pump body, impeller, diffuser, suction and discharge in technopolymer.  
Pump shaft in AISI 431.  
Mechanical seal.  
Motor casing in aluminium.  
O-rings in NBR/EPDM.

### Limitations

Maximum water temperature 40 °C.

### Equipment

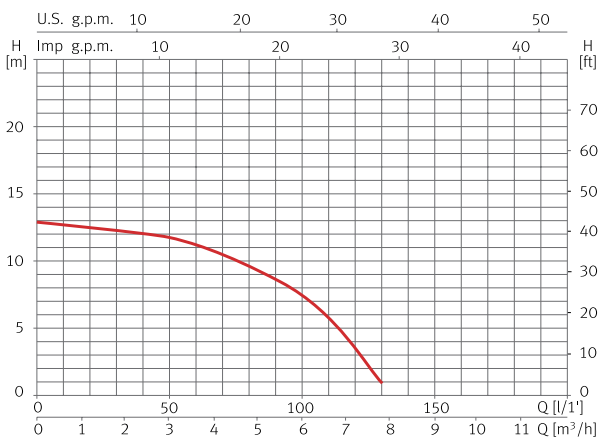
2m of cable with plug type B.  
Hose connection of 40mm.



### Features table

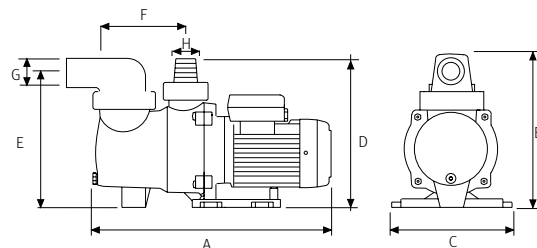
Model	I [A]		P1 [kW]	P2		c [μF] 115V/220V	l/min m³/h	25	50	75	100	Code	
	1~ 115V	1~ 220V	1~	[kW]	[HP]							1~115V	1~220V
Nox 25 6	4,2	2	0,4	0,18	0,25	6/12	<b>mwc</b>	12,5	12	10	7	214951	214950

### Performance curve at 3450 rpm



### Dimension and weight

Model	A	B	C	D	E	F	G	H	Kg
Nox 25 6	405	262	204	250	231	158	40	40	5,1



## Centrifugal single stage pump for water recirculation and filtration

### Applications

Water recirculation and filtration for small swimming pools.  
Silent.  
Self-priming up to 4m.

### Materials

Pump body, impeller, diffuser, suction and discharge in technopolymer.  
Pump shaft in AISI 431.  
Mechanical seal.  
Motor casing in aluminium.  
O-rings in NBR/EPDM.

### Equipment

No cable.  
Unions included 1<sup>1/2</sup>".

### Motor

Asynchronous 2 poles.  
IPX5 protection.  
Class F insulation.  
Built-in thermal protection.  
Continuous operation.

### Limitations

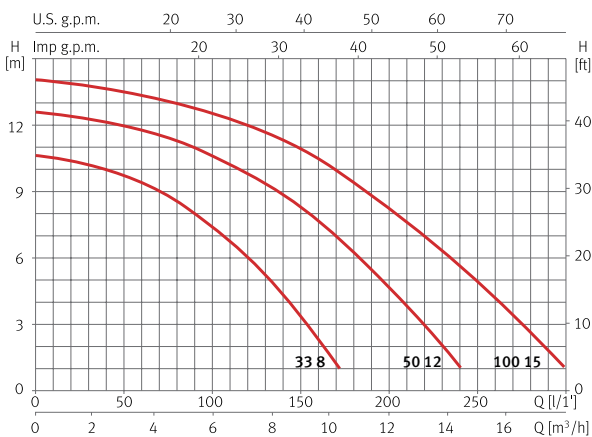
Maximum water temperature 40 °C.



### Features table

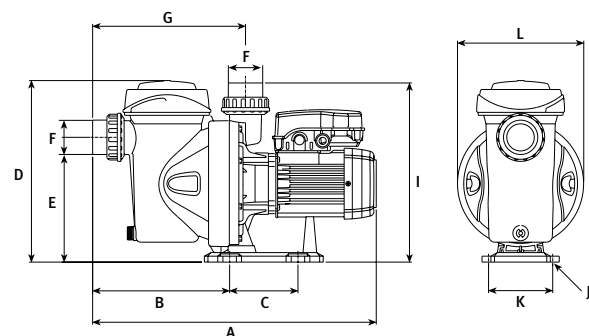
Model	I [A]		P1 [kW]	P2		c [µF] 115V/220V	l/min m³/h	50	100	150	200	250	Code	
	1~115V	1~220V	1~	[kW]	[HP]								1~115V	1~220V
Silen I 33 8	4,9	2,5	0,5	0,25	0,33	30/12	mwc	9,8	7,2	3,2	-	-	206762	206756
Silen I 50 12	5,7	3,2	0,7	0,37	0,5	30/12		12	10,5	8,2	4,7	-	206764	206758
Silen I 100 15	7	4	0,85	0,75	1	30/12		13,5	12,5	10,9	8,2	4,9	206766	206760

### Performance curve at 3450 rpm



### Dimension and weight

Model	A	B	C	D	E	F	G	I	J	K	L	Kg
Silen I 33	439	192	115	304	210	1 <sup>1/2</sup> "	221	264	Ø9	108	Ø212	7,8
Silen I 50	439	192	115	304	210	1 <sup>1/2</sup> "	221	264	Ø9	108	Ø212	8,1
Silen I 100	439	192	115	304	210	1 <sup>1/2</sup> "	221	264	Ø9	108	Ø212	9



## Centrifugal single stage pump for water recirculation and filtration

### Applications

Water recirculation and filtration for medium swimming pools.  
Silent.  
Self-priming up to 4m.

### Materials

Pump body, impeller, diffuser, suction and discharge in technopolymer.  
Pump shaft in AISI 431.  
Mechanical seal.  
Motor casing in aluminium.  
O-rings in NBR/EPDM.

### Equipment

No cable.  
Unions included 1<sup>1/2</sup>".

### Motor

Asynchronous 2 poles.  
IPX5 protection.  
Class F insulation.  
Single phase motor with built-in thermal protection.  
Continuous operation.

### Limitations

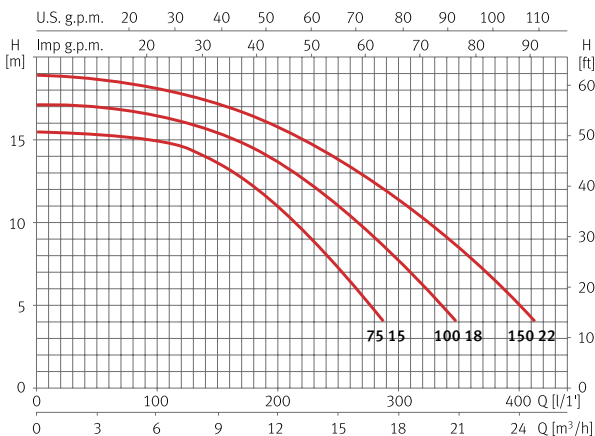
Maximum water temperature 40 °C.



### Features table

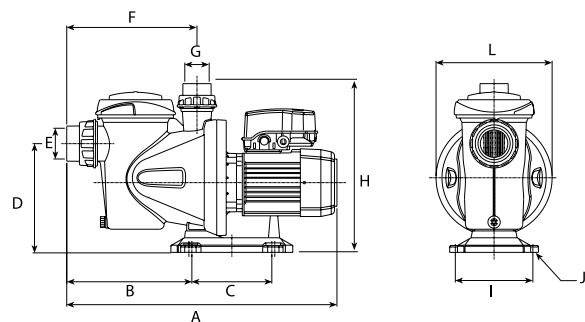
Model	I [A]				P1 [kW]		P2		c [μF]	l/ min	50	100	200	300	350	Code		
	1~115V	1~220V	3~220V	3~440V	1~	3~	[kW]	[HP]			115V/220V	m <sup>3</sup> /h	3	6	12	18	21	1~115V
Silen S 75 15	10,7	5,3	-	-	1,1	-	0,55	0,75	30/16	mwc	15,3	15	11	-	-	206787	206769	-
Silen S 100 18	12,8	5,7	3,6	2,1	1,3	1,1	0,75	1	30/16		17	16,5	13,8	7,9	-	206781	206779	204872
Silen S 150 22	-	7,3	4,5	2,6	1,6	1,4	1,1	1,5	-/25		18,7	18	15,9	11,4	8,5	-	206777	206789

### Performance curve at 3450 rpm



### Dimension and weight

Model	A	B	C	D	E	F	G	H	I	J	L	Kg
Silen S 75	555	257	164	225	1 1/2"	267	1 1/2"	308	159	Ø9	238	11,2
Silen S 100	555	257	164	225	1 1/2"	267	1 1/2"	308	159	Ø9	238	11,8
Silen S 150	555	257	164	225	1 1/2"	267	1 1/2"	308	159	Ø9	238	15,6





# Silen S2 **Recirculation and filtration** | Recirculation



## Centrifugal single stage pump for water recirculation and filtration

### Applications

Water recirculation and filtration for large swimming pools.  
Silent.  
Self-priming up to 4m.

### Materials

Pump body, impeller, diffuser, suction and discharge in technopolymer.  
Pump shaft in AISI 431.  
Mechanical seal.  
Motor casing in aluminium.  
O-rings in NBR/EPDM.

### Equipment

No cable.  
Unions included 2".

### Motor

Asynchronous 2 poles.  
IPX5 protection.  
Class F insulation.  
Single phase motor with built-in thermal protection.  
Continuous operation.

### Limitations

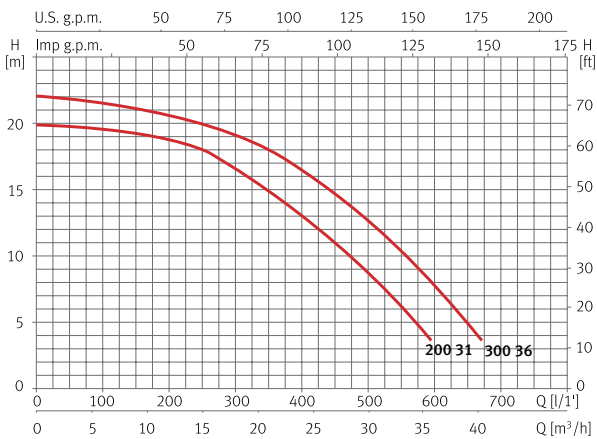
Maximum water temperature 40 °C.



### Features table

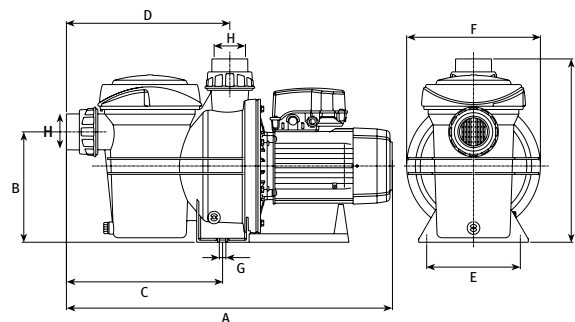
Model	I [A]			P1 [kW]		P2		c [μF]	l/min m³/h	100	200	300	400	600	Code	
	1~220V	3~220V	3~440V	1~	3~	[kW]	[HP]			220V	6	12	18	24	36	1~220V
Silen S2 200 31	10,5	5,7	3,3	2,2	2,2	1,5	2	30	mwc	19,5	18,9	16,9	13	-	206771	206776
Silen S2 300 36	12,5	8,3	4,8	2,7	2,7	2,2	3	60		21,5	20,5	19	16,5	8	206773	206775

### Performance curve at 3450 rpm



### Dimension and weight

Model	A	B	C	D	E	F	G	H	I	Kg
Silen S2 200	624	222	272	285	188	268	Ø13	2"	327	19,9
Silen S2 300	624	222	272	285	188	268	Ø13	2"	327	22,2



## Centrifugal single stage pump with variable speed for water recirculation and filtration

### Applications

Water recirculation and filtration for small and medium swimming pools.  
Silent.  
Self-priming up to 4m.

### Limitations

Maximum water temperature 40° C.

### Operation

Manual speed variation to adapt to the swimming pool working cycles.



### Materials

Pump body, impeller, diffuser, suction and discharge in technopolymer.  
Pump shaft in AISI 431.  
Mechanical seal.  
Motor casing in aluminium.  
O-rings in NBR/EPDM.

### Equipment

1,5m of cable without plug.  
Unions included 1 1/2".  
Hose connection of 40mm.

### Motor

Asynchronous 2 poles.  
IPX5 protection.  
Class F insulation.  
Built-in thermal protection.  
Continuous operation.



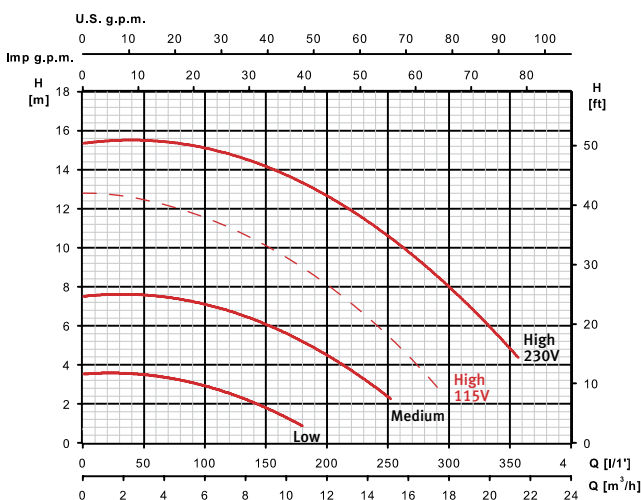
Hose unions included



### Features table

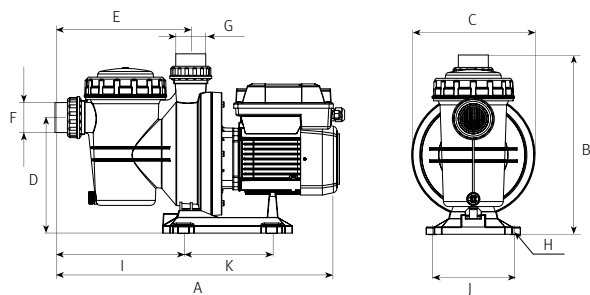
Model	Speed	I [A]		P1 [kW]	P2		l/min m³/h	50	100	150	200	250	Code	
		1~115V	1~230V	1~	[kW]	[HP]		3	6	9	12	15	1~115V	1~230V
Noxplus	High 230V	-	7,6	1,1	0,75	1	mwc	15,5	15	14	13	11	215312	215306
	High 115V	8,5	-	0,8				12	11	10	8	5		
	Medium	4,8	3	0,4				7,5	7	6	4,5	-		
	Low	2	1,2	0,16				3,5	3	2	-	-		

### Performance curve



### Dimension and weight

Model	A	B	C	D	E	F	G	H	I	J	K	Kg
Noxplus	549	346	238	223	262	50	50	Ø9	248	159	170	12,8



# Silenplus 1 115 **Recirculation and filtration** | Recirculation



## Centrifugal single stage pump with variable speed for water recirculation and filtration

### Applications

Water recirculation and filtration for medium swimming pools.  
Silent.  
Self-priming up to 4m.

### Materials

Pump body, impeller, diffuser, suction and discharge in technopolymer.  
Pump shaft in AISI 431.  
Mechanical seal.  
Motor casing in aluminium.  
O-rings in NBR/EPDM.

### Equipment

Control System included.  
1,5m of cable without plug.  
Unions included 1<sup>1/2"</sup>.

### Motor

Asynchronous 2 poles.  
IPX5 protection.  
Class F insulation.  
Built-in thermal protection.  
Continuous operation.

### Limitations

Maximum water temperature 40° C.

### Operation

Automatic speed variation to adapt to the swimming pool working cycles.

### Control System

Device that transmits the valve's position to the pump so that it activates the working cycle according to the valve's position.



Download ESPA Evopool App for a better experience and management

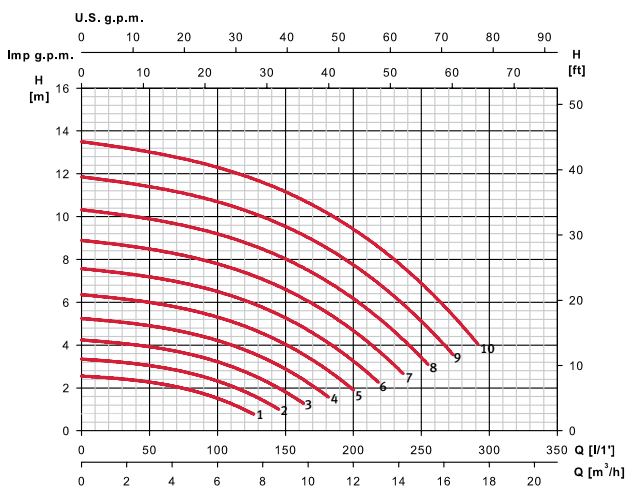


### Features table

Model	Working cycle evopool®	I [A]	P1 [kW]	P2		l/min	50	100	150	200	250	Code
		1~115V	1~	[kW]	[HP]	m³/h	3	6	9	12	15	1~115V
Silenplus 1 115	Maximum	9	0,85	0,75	1	mwc	13	12	11	9	7	213622
	Minimum	1,3	0,1				2,5	1,5	-	-	-	

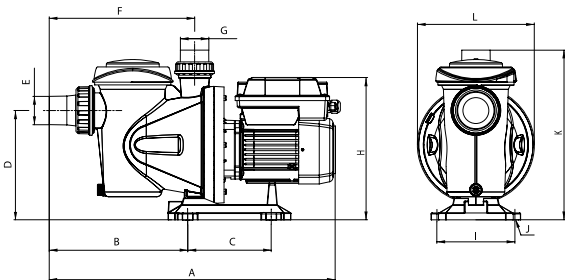
### Performance curve

Speed	1	2	3	4	5	6	7	8	9	10
Consumption [A]	1,3	1,7	2,2	2,8	3,9	4,4	5,1	5,8	7,5	9



### Dimension and weight

Model	A	B	C	D	E/G	F	H	I	J	K	L	kg
Silenplus 1	555	257	164	225	1 <sup>1/2"</sup>	267	308	159	Ø9	319	238	11,8



Accessories	Code
PCBA home automation circuit	214755



# Silenplus 1 **Recirculation and filtration** | Recirculation



## Centrifugal single stage pump with variable speed for water recirculation and filtration

### Applications

Water recirculation and filtration for medium swimming pools.  
Silent.  
Self-priming up to 4m.

### Materials

Pump body, impeller, diffuser, suction and discharge in technopolymer.  
Pump shaft in AISI 431.  
Mechanical seal.  
Motor casing in aluminium.  
O-rings in NBR/EPDM.

### Equipment

Control System included.  
1,5m of cable without plug.  
Unions included 1<sup>1/2</sup>".

### Motor

Asynchronous 2 poles.  
IPX5 protection.  
Class F insulation.  
Built-in thermal protection.  
Continuous operation.

### Limitations

Maximum water temperature 40° C.

### Operation

Automatic speed variation to adapt to the swimming pool working cycles.

### Control System

Device that transmits the valve's position to the pump so that it activates the working cycle according to the valve's position.



Download ESPA Evopool App for a better experience and management

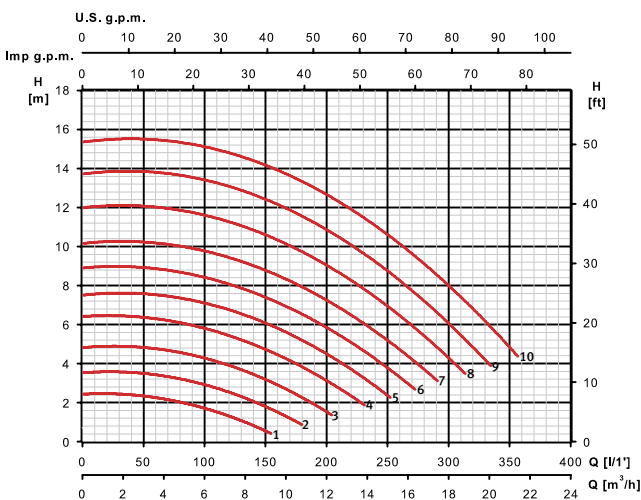


### Features table

Model	Working cycle evopool®	I [A]	P1 [kW]	P2		l/min	50	100	150	200	250	Code
		1~230V	1~	[kW]	[HP]	m³/h	3	6	9	12	15	1~230V
Silenplus 1	Maximum	8	1,1	0,75	1	mwc	17	16,5	14,5	13,8	11	206809
	Minimum	1	0,1				2,5	1,5	-	-	-	

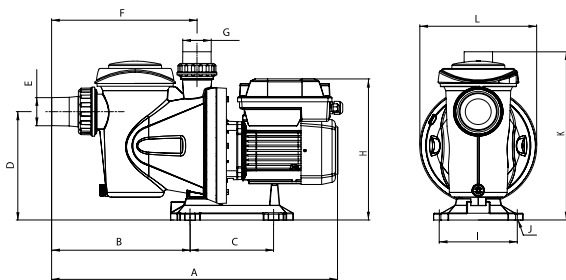
### Performance curve

Speed	1	2	3	4	5	6	7	8	9	10
Consumption [A]	1	1,3	1,7	2,5	3,1	3,7	4,5	5,5	6,5	8



### Dimension and weight

Model	A	B	C	D	E/G	F	H	I	J	K	L	Kg
Silenplus 1	555	257	164	225	11/2"	267	308	159	Ø9	319	238	11,8



Accessories	Code
PCBA home automation circuit	214755

# Silenplus 2 **Recirculation and filtration** | Recirculation



## Centrifugal single stage pump with variable speed for water recirculation and filtration

### Applications

Water recirculation and filtration for medium and large swimming pools.  
Silent.  
Self-priming up to 4m.

### Materials

Pump body, impeller, diffuser, suction and discharge in technopolymer.  
Pump shaft in AISI 431.  
Mechanical seal.  
Motor casing in aluminium.  
O-rings in NBR/EPDM.

### Equipment

Control System included.  
1,5m of cable without plug.  
Unions included 2".

### Motor

Asynchronous 2 poles.  
IPX5 protection.  
Class F insulation.  
Built-in thermal protection.  
Continuous operation.

### Limitations

Maximum water temperature 40° C.

### Operation

Automatic speed variation to adapt to the swimming pool working cycles.

### Control System

Device that transmits the valve's position to the pump so that it activates the working cycle according to the valve's position.



Download ESPA Evopool App for a better experience and management

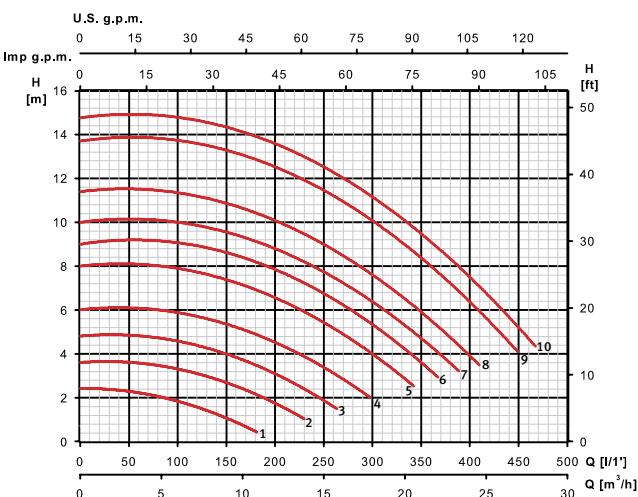


### Features table

Model	Working cycle evopool®	I [A]	P1 [kW]	P2		l/min	100	200	250	300	400	Code
		1~230V	1~	[kW]	[HP]	m³/h	6	12	15	18	24	1~230V
Silenplus 2	Maximum	10	2,2	1,5	2	mwc	15	13,5	12,5	11,5	7,5	206810
	Minimum	1,2	0,17				2	1	-	-	-	

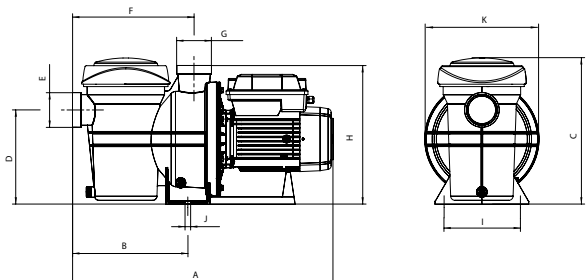
### Performance curve

Speed	1	2	3	4	5	6	7	8	9	10
Consumption [A]	1,2	1,8	2,4	3,2	4,3	5	6,1	6,8	9	10



### Dimension and weight

Model	A	B	C	D	E/G	F	H	I	J	K	Kg
Silenplus 2	624	272	327	222	2"	285	326	188	Ø13	268	21,9



Accessories	Code
PCBA home automation circuit	214755

# Silenplus 3 **Recirculation and filtration** | Recirculation



## Centrifugal single stage pump with variable speed for water recirculation and filtration

### Applications

Water recirculation and filtration for large swimming pools.  
Silent.  
Self-priming up to 4m.

### Materials

Pump body, impeller, diffuser, suction and discharge in technopolymer.  
Pump shaft in AISI 431.  
Mechanical seal.  
Motor casing in aluminium.  
O-rings in NBR/EPDM.

### Equipment

Control System included.  
1,5m of cable without plug.  
Unions included 2”.

### Motor

Asynchronous 2 poles.  
IPX5 protection.  
Class F insulation.  
Built-in thermal protection.  
Continuous operation.

### Limitations

Maximum water temperature 40° C.

### Operation

Automatic speed variation to adapt to the swimming pool working cycles.

### Control System

Device that transmits the valve's position to the pump so that it activates the working cycle according to the valve's position.



Download ESPA Evopool App for a better experience and management

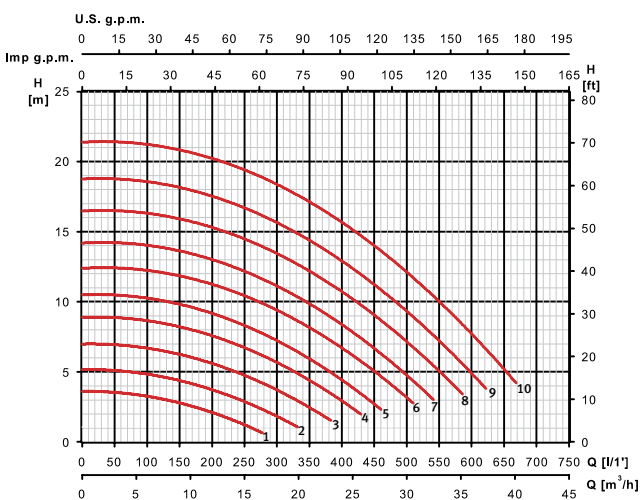


### Features table

Model	Working cycle evopool®	I [A]	P1 [kW]	P2		l/min	100	200	300	400	600	Code
		1~ 230V	1~	[kW]	[HP]							
Silenplus 3	Maximum	14,8	2,6	2,2	3	mwc	21,5	20,5	19	16,5	8	206811
	Minimum	1,6	0,2				3,5	2,5	-	-	-	

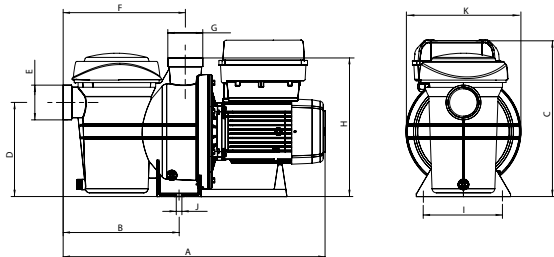
### Performance curve

Speed	1	2	3	4	5	6	7	8	9	10
Consumption [A]	1,6	2,3	3,4	4,6	5,7	7,3	8,6	10,5	12,3	14,8



### Dimension and weight

Model	A	B	C	D	E/G	F	H	I	J	K	Kg
Silenplus 3	624	272	368	222	2"	285	326	188	Ø13	268	23,9





## Sand filter for water filtration

### Filterkit Base

Filter with valve made of polyethylene resistant to chemical and weather agents.  
Blow moulded in single piece with base built into the filter.  
With top mount 6-way valve.

### Features

Maximum working pressure 2,5 bar.  
Connection of 1½".  
Fitted with pressure gauge and air valve.  
Double drainage in the lower section of the filter, ½" to totally empty the filter and ¼" to empty water without loss of sand.

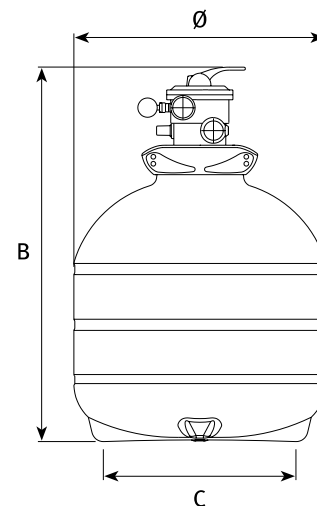


### Features table

Model	Filter			Code
	Ø filter [mm]	Flow [m³/h]	Sand load [Kg]	
FKB 350 6TP	350	6	35	160863
FKB 450 6TP	450	8	75	134538
FKB 550 6TP	550	12	125	134539

### Dimension and weight

Model	B	C	Ø	Kg
FKB 350 6TP	735	258	350	8
FKB 450 6TP	832	330	450	10
FKB 550 6TP	832	440	550	14



## Sand filter for water filtration

### Filterkit Plus

Filter with valve made of polypropylene resistant to chemical and weather agents.  
Injection moulded with the two halves thermally welded.  
With side mount 6-way valve.

### Features

Maximum working pressure 3,5 bar.  
Connection of 1½" for Ø520 and Ø620 and 2" for Ø760.  
Fitted with pressure gauge and air valve.  
Double drainage in the lower section of the filter,  
1½" to totally empty the filter and  
½" to empty water without loss of sand.

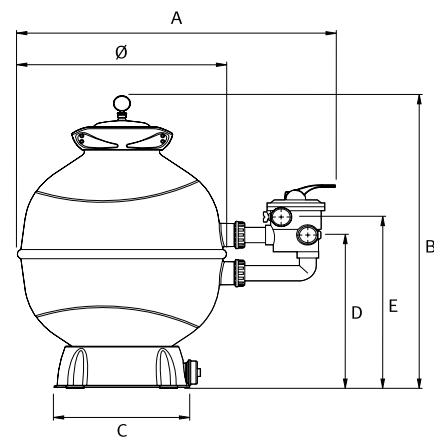


### Features table

Model	Filter			Code
	Ø filter [mm]	Flow [m³/h]	Sand load [Kg]	
FKP 520 6LT	520	10	85	130906
FKP 620 6LT	620	14	145	130907
FKP 760 6LT	760	21	300	130908

### Dimension and weight

Model	A	B	C	D	E	Ø	Kg
FKP 520 6LT	844	886	422	460	519	520	20
FKP 620 6LT	943	957	422	501	560	620	30,5
FKP 760 6LT	1.102	1.114	422	630	715	767	32



## Centrifugal multistage pump for pool cleaners

### Applications

Booster pump for pool cleaners.  
Designed to operate with chlorinated and salty water.

### Materials

Pump body, diffusers, suction and discharge in technopolymer.  
Impellers in AISI 316.  
Pump shaft in AISI 431.  
Mechanical seal.  
Motor casing in aluminium.  
O-rings in NBR/EPDM.

### Equipment

No cable.

### Motor

Asynchronous 2 poles.  
IPX5 protection.  
Class F insulation.  
Built-in thermal protection.  
Continuous operation.

### Limitations

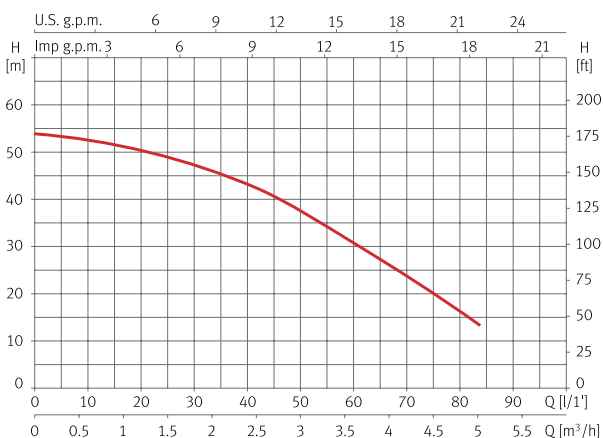
Maximum water temperature 40 °C.



### Features table

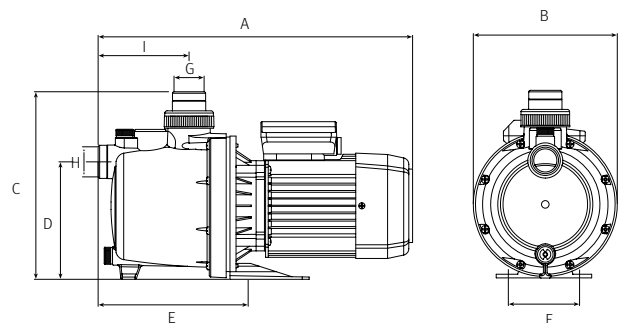
Model	I [A]	P1 [kW]	P2		C [μF] 220V	l/min	10	20	40	50	70	Code
	1~ 220V	1~	[kW]	[HP]		m³/h	0,6	1,2	2,4	3	4,2	
Multipool N	7,4	1,5	0,9	1,2	16	<b>mwc</b>	53	50	44	37	24	206806

### Performance curve at 3450 rpm



### Dimension and weight

Model	A	B	C	D	E	F	G	H	I	Kg
Multipool N	415	190	248	155	198	94	1"	1"	120	11,5





## Centrifugal single stage pump for water stream

### Applications

Generation of a strong water stream to transform swimming pools into a place for sport and leisure.  
Self-priming up to 4m.

### Materials

Pump body, impeller, diffuser, suction and discharge in technopolymer.  
Pump shaft in AISI 431.  
Mechanical seal.  
Motor casing in aluminium.  
O-rings in NBR/EPDM.

### Equipment

No cable.  
Unions included.

### Motor

Asynchronous 2 poles.  
IPX5 protection.  
Class F insulation.  
Single phase motor with built-in thermal protection.  
Continuous operation.

### Limitations

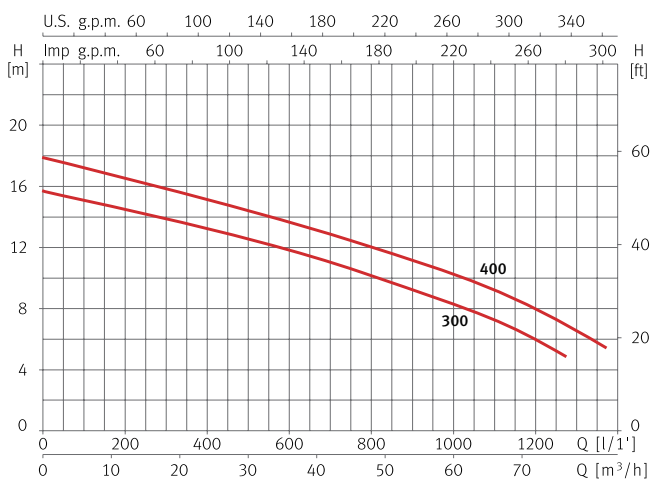
Maximum water temperature 40 °C.



### Features table

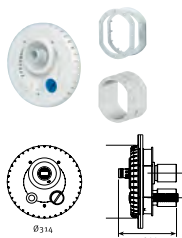
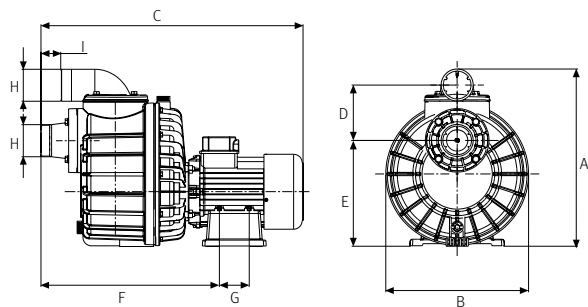
Model	I [A]			P1 [kW]		P2		c [μF]	l/min	200	400	600	800	1.000	Code	
	1~ 220V	3~ 220V	3~ 440V	1~	3~	[kW]	[HP]								220V	1~220V
Nadorself 300	12,5	-	-	2,7	-	2,2	3	60	m³/h	12	24	36	48	60	206812	-
Nadorself 400	-	9,7	5,6	-	3,4	3	4	-	mwc	14,4	13,3	12	10	8,2	-	206808
										16,4	15,3	13,9	12	10,2		

### Performance curve at 3450 rpm




### Dimension and weight

Model	A	B	C	D	E	F	G	H	I	Kg
Nadorself 300	416	335	615	130	249	419	70	21/2"	47	25
Nadorself 400	416	335	615	130	249	419	70	21/2"	47	27



Accessories	Code
Suction and discharge circular kit	128188
Bushing wall kit for liner and concrete pools	146558



## Centrifugal single stage pump for water recirculation

### Applications

Water recirculation in swimming pools, spas and whirlpools.

### Materials

Pump body, impeller, diffuser, suction and discharge in technopolymer.  
Pump shaft in AISI 431.  
Mechanical seal.  
Motor casing in aluminium.  
O-rings in NBR/EPDM.

### Equipment

No cable.  
Unions included, suction 1<sup>1/2</sup>" and discharge 1" x2.

### Motor

Asynchronous 2 poles.  
IPX5 protection.  
Class F insulation.  
Built-in thermal protection.  
Continuous operation.

### Limitations

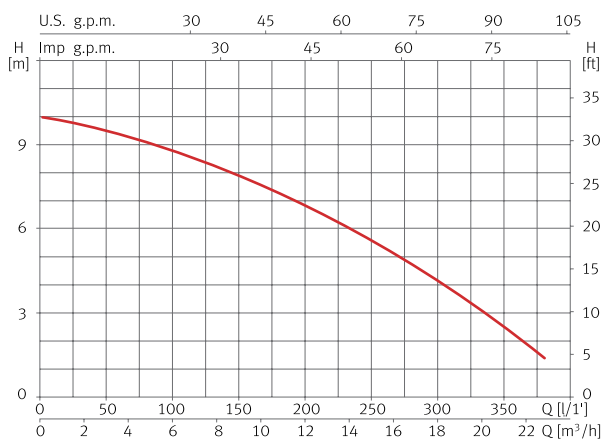
Maximum water temperature 50 °C.



### Features table

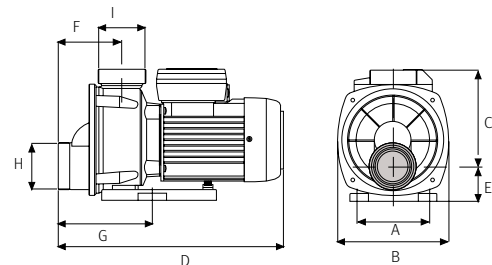
Model	I [A]		P1 [kW]	P2		C [μF]	l/min	50	100	150	200	300	Code	
	1~115V	1~220V		1~ [kW]	[HP]								115V/220V	m <sup>3</sup> /h
Tiper 90	7	3,9	0,8	0,75	1	30/12	mwc	9,5	8,9	8	7	4	210319	210317

### Performance curve at 3450 rpm



### Dimension and weight

Model	A	B	C	D	E	F	G	H	I	Kg
Tiper 90	100	155	135	312	47	88	74	1 <sup>1/2</sup> "	1"x2	4,4



## Centrifugal single stage pump for water recirculation

### Applications

Water recirculation in swimming pools, spas and whirlpools.

### Materials

Pump body, impeller, diffuser, suction and discharge in technopolymer.  
 Pump shaft in AISI 431.  
 Mechanical seal.  
 Motor casing in aluminium.  
 O-rings in NBR/EPDM.

### Equipment

No cable.  
 Unions included 1<sup>1/2</sup>".  
 Hose connection of 40mm.

### Motor

Asynchronous 2 poles.  
 IPX5 protection.  
 Class F insulation.  
 Built-in thermal protection.  
 Continuous operation.

### Limitations

Maximum water temperature 50 °C.

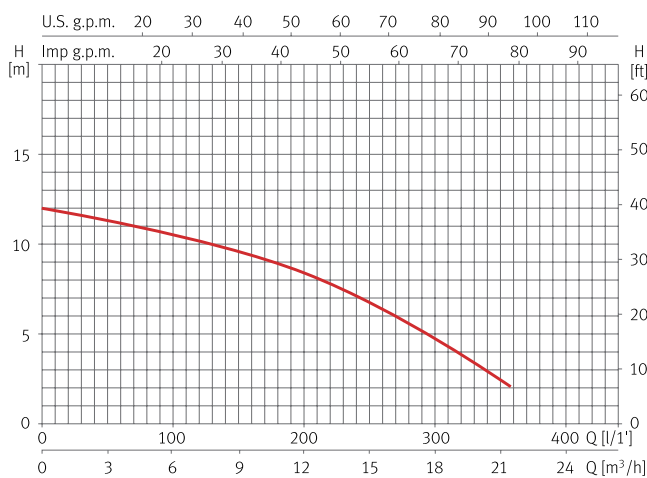


Hose unions included

### Features table

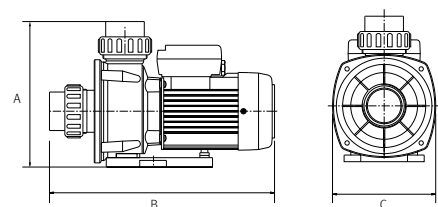
Model	I [A]		P1 [kW]	P2		c [μF] 115V/220V	l/min m³/h	50	100	150	200	300	Code	
	1~115V	1~220V	1~	[kW]	[HP]								1~115V	1~220V
Wiper 90	7	4,1	0,8	0,75	1	30/12	mwc	11,1	10,5	9,5	8,5	4,9	215083	215086

### Performance curve at 3450 rpm



### Dimension and weight

Model	A	B	C	Kg
Wiper 90	219	337	155	6,9



## Centrifugal single stage pump for water recirculation

### Applications

Water recirculation in swimming pools, spas and whirlpools.

### Materials

Pump body, impeller, diffuser, suction and discharge in technopolymer.  
Pump shaft in AISI 431.  
Mechanical seal.  
Motor casing in aluminium.  
O-rings in NBR/EPDM.

### Equipment

No cable.  
Unions included 2".

### Motor

Asynchronous 2 poles.  
IPX5 protection.  
Class F insulation.  
Single phase motor with built-in thermal protection.  
Continuous operation.

### Limitations

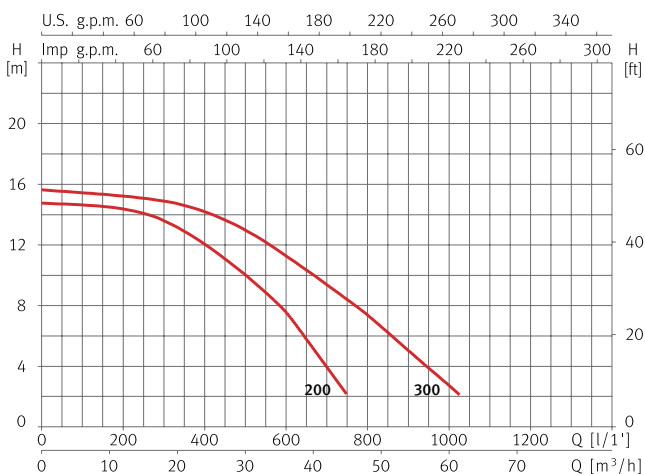
Maximum water temperature 50 °C.



### Features table


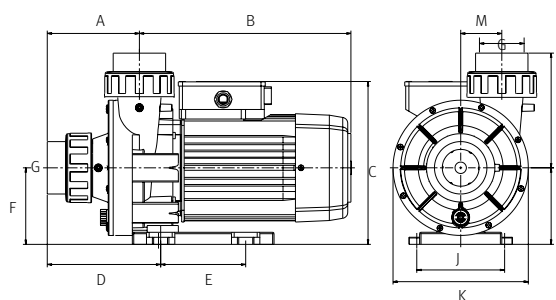
Model	I [A]			P1 [kW]		P2		C [μF] 220V	l/min m³/h	100	200	400	500	900	Code	
	1~ 220V	3~ 220V	3~ 440V	1~	3~	[kW]	[HP]			6	12	24	30	54	1~220V	3~220V/440V
Wiper 3 200	9,6	6	3,5	2	1,9	1,5	2	25	mwc	14,5	14,1	12	10	-	206783	206802
Wiper 3 300	11,3	6,6	3,8	2,5	2,3	2,2	3	60		15,5	15,1	14	13	5	206824	206803

### Performance curve at 3450 rpm




### Dimension and weight

Model	A	B	C	D	E	F	G	H	I	J	K	M	Kg
Wiper 3 200	130	299	230	160	120	108	2"	162	108	124	191	29	17
Wiper 3 300	130	299	230	160	120	108	2"	162	108	124	191	29	19



Accessories	Code
Suction kit for liner pools	130634
Suction kit for concrete pools	130633
Discharge kit for liner and concrete pools	130632
Hose kit 1,5m	104153







 **ESPA**

[www.espa.com](http://www.espa.com)



A photograph showing a person's legs and feet in a red jacket and yellow rubber boots stepping on a puddle. The puddle reflects the boots and the person's legs. The word "EVACUATION" is written in white, bold, uppercase letters across the center of the image.

# EVACUATION

## Portable submersible pump for waste water

### Applications

Evacuation, transfer and emptying of waste water and emptying of swimming pools.

### Materials

Pump in technopolymer.  
Pump shaft in AISI 420.  
Impeller in technopolymer.  
Lip seal.  
O-rings in NBR/EPDM.

### Equipment

Float switch and 5m of cable without plug.  
Internal capacitor.

### Motor

Asynchronous 2 poles.  
IP68 protection.  
Class F insulation.  
Built-in thermal protection.  
Continuous operation.

### Limitations

Maximum water temperature 40 °C.  
Maximum solids passage Ø 10mm.  
Maximum submersion 2m.

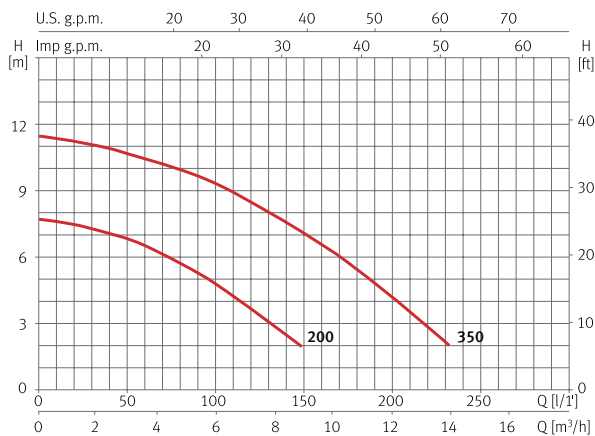


Vigila 200

## Features table

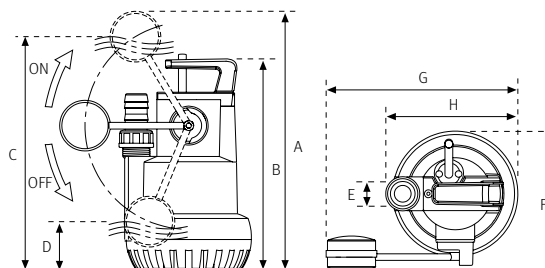
Model	I [A]		P1 [kW]	P2		c [µF] 115V/220V	l/min	25	50	100	150	200	Code	
	1~115V	1~220V	1~	[kW]	[HP]								1~115V	1~220V
Vigila 200	5	2,2	0,55	0,25	0,33	32/8	m <sup>3</sup> /h	1,5	3	6	9	12	214946	214947
Vigila 350	7,1	3,5	0,75	0,45	0,6	32/10	mwc	7,5	7	5	2	-	206795	206794

## Performance curve at 3450 rpm



## Dimension and weight

Model	A	B	C	D	E	F	G	H	Kg
Vigila 200	392	320	353	72	1 1/4"	214	291	201	4,5
Vigila 350	444	372	405	124	1 1/4"	214	291	201	6,5



## Portable submersible pump for waste water with solids in suspension, vortex system

### Applications

Evacuation, transfer and emptying of waste water with solids in suspension.

### Materials

Pump in technopolymer.  
Pump shaft in AISI 420.  
Impeller in technopolymer.  
Lip seal.  
O-rings in NBR/EPDM.

### Equipment

Float switch and 5m of cable without plug.  
Internal capacitor.

### Motor

Asynchronous 2 poles.  
IP68 protection.  
Class F insulation.  
Built-in thermal protection.  
Continuous operation.

### Limitations

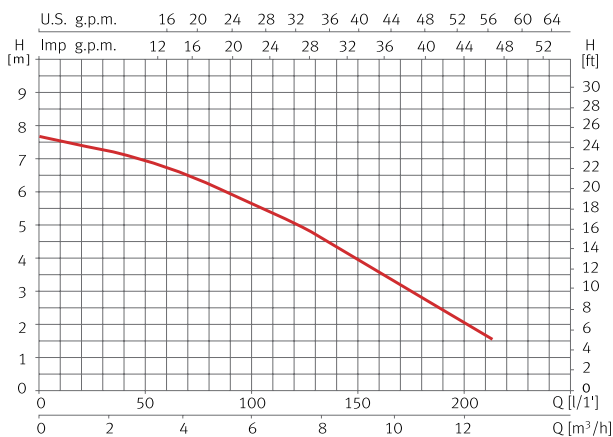
Maximum water temperature 40 °C.  
Maximum solids passage Ø 25mm.  
Maximum submersion 4m.



### Features table

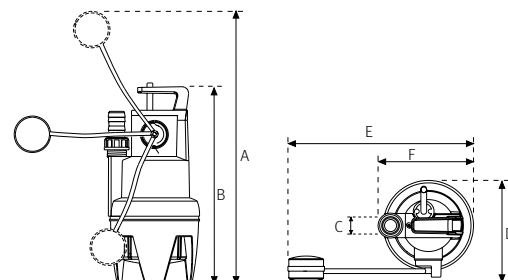
Model	I [A]		P1 [kW]	P2		c [µF] 115V/220V	l/min	20	50	100	150	200	Code	
	1~115V	1~220V	1~	[kW]	[HP]		m³/h	1,2	3	6	9	12	1~115V	1~220V
Vigilex 600	8,5	4	0,9	0,5	0,7	32/10	mwc	7,4	7	5,6	4	2	206797	206796

### Performance curve at 3450 rpm



### Dimension and weight

Model	A	B	C	D	E	F	Kg
Vigilex 600	590	408	1 1/4"	214	391	201	6,7





## Submersible pump for waste water with solids in suspension, vortex system

### Applications

Evacuation, transfer and emptying of waste water with solids in suspension.

### Materials

Pump body in AISI 304.  
Pump shaft in AISI 420.  
Suction in technopolymer.  
Impeller in technopolymer reinforced with steel.  
Mechanical seal.  
O-rings in NBR/EPDM.

### Equipment

Float switch and 10m of cable without plug.  
Internal capacitor.

### Motor

Asynchronous 2 poles.  
IP68 protection.  
Class F insulation.  
Built-in thermal protection.  
Continuous operation.

### Limitations

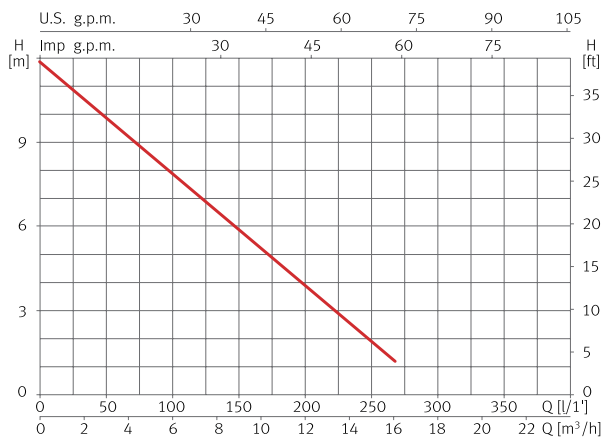
Maximum water temperature 40 °C.  
Maximum solids passage Ø 35mm.  
Maximum submersion 7m.



### Features table

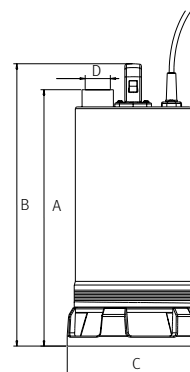
Model	I [A]	P1 [kW]	P2		c [µF] 220v	l/min	50	100	150	200	250	Code
	1~ 220V	1~	[kW]	[HP]		m³/h	3	6	9	12	15	
Vigilex SS	4,9	4,9	4,9	1	12	<b>mwc</b>	10	8	6	4	2	97824

### Performance curve at 3450 rpm



### Dimension and weight

Model	A	B	C	D	Kg
Vigilex SS	455	499	224	1 1/2"	12



## Submersible pump for waste water with solids in suspension, grinder system

### Applications

Evacuation, transfer and emptying of waste water with solids in suspension.

### Materials

Pump body in AISI 304.  
 Pump shaft in AISI 420.  
 Suction and discharge in cast iron.  
 Impeller in technopolymer reinforced with steel.  
 Grinder blade in stainless steel.  
 Mechanical seal.  
 O-rings in NBR/EPDM.

### Equipment

Float switch and 10m of cable without plug.  
 Internal capacitor.

### Motor

Asynchronous 2 poles.  
 IP68 protection.  
 Class F insulation.  
 Built-in thermal protection.  
 Continuous operation.

### Limitations

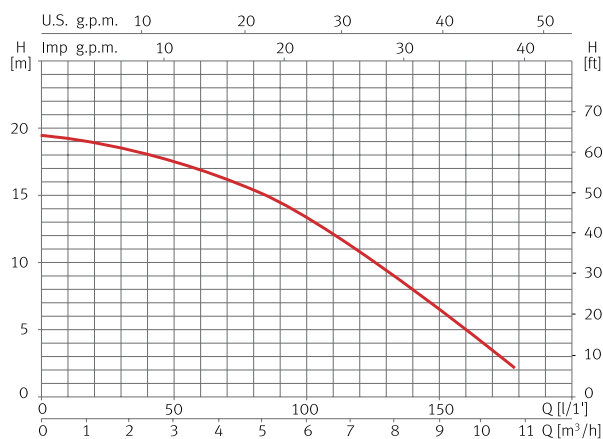
Maximum water temperature 40 °C.  
 Maximum submersion 7m.



### Features table

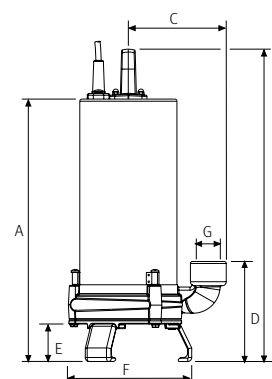
Model	I [A]	P1 [kW]	P2		c [μF]	l/min	30	60	90	120	150	Code
	1~220V	1~	[kW]	[HP]		220V	m³/h	1,8	3,6	5,4	7,2	
Vigicor	6,5	1,3	0,9	1,2	16	mwc	18,5	17	14,5	10,9	6,5	97797

### Performance curve at 3450 rpm



### Dimension and weight

Model	A	B	C	D	E	F	G	Kg
Vigicor	396	471	148	151	57	191	1 1/4"	15,5



## Submersible pump for waste water

### Applications

Evacuation, transfer and emptying of waste water.

### Materials

Pump body in AISI 304.  
Pump shaft in AISI 420.  
Impeller in technopolymer.  
Suction and discharge in cast iron.  
Double mechanical seal.  
O-rings in NBR/EPDM.

### Equipment

Float switch and 10m of cable without plug.  
External capacitor.

### Motor

Asynchronous 2 poles.  
IP68 protection.  
Class F insulation.  
Built-in thermal protection.  
Continuous operation.

### Limitations

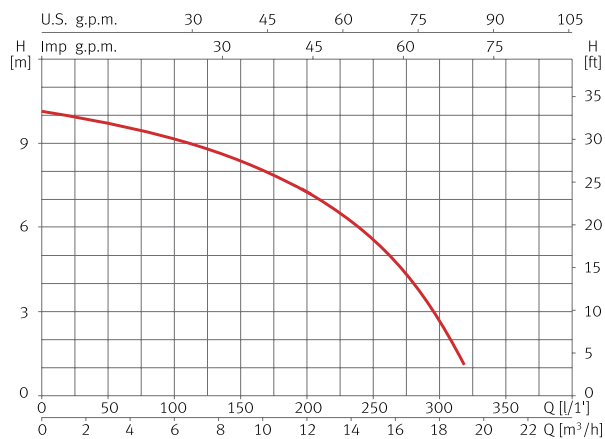
Maximum water temperature 40 °C.  
Maximum solids passage Ø 7mm.  
Maximum submersion 7m.



### Features table

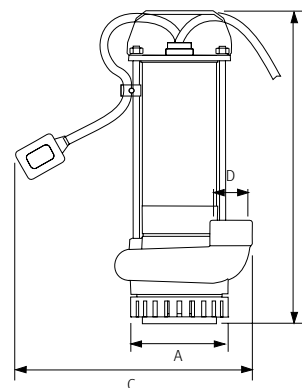
Model	I [A]		P1 [kW]	P2		C [µF] 115V/220V	l/min	50	100	150	200	300	Code	
	1~115V	1~220V	1~	[kW]	[HP]		m <sup>3</sup> /h	3	6	9	12	18	1~115V	1~220V
Drain 100	6,7	3,2	0,8	0,75	1	30/12	<b>mwc</b>	9,8	9,1	8,3	7,1	2,8	98541	96602

### Performance curve at 3450 rpm



### Dimension and weight

Model	A	B	C	D	Kg
Drain 100	122	392	300	1 1/4"	10,5



## Submersible pump for waste water with solids in suspension, vortex system

### Applications

Evacuation, transfer and emptying of waste water with solids in suspension.

### Materials

Pump body in AISI 304.  
Pump shaft in AISI 420.  
Suction and discharge in cast iron.  
Impeller in brass.  
Double mechanical seal.  
O-rings in NBR/EPDM.

### Equipment

Float switch and 10m of cable without plug.  
External capacitor.

### Motor

Asynchronous 2 poles.  
IP68 protection.  
Class F insulation.  
Built-in thermal protection.  
Continuous operation.

### Limitations

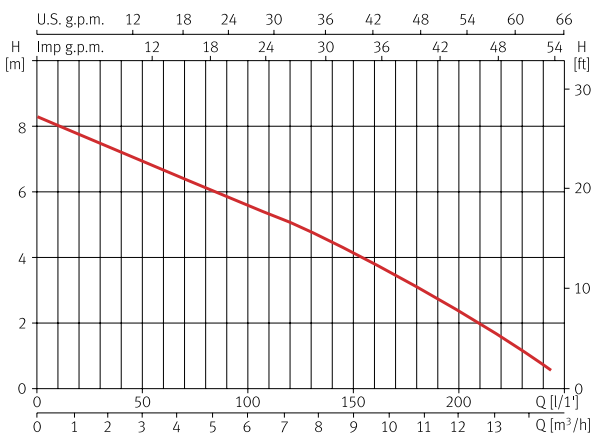
Maximum water temperature 40 °C.  
Maximum solids passage Ø 35mm.  
Maximum submersion 7m.



### Features table

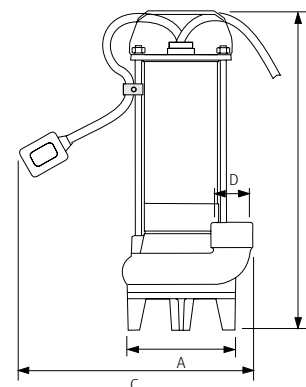
Model	I [A]		P1 [kW]	P2		C [μF] 115V/220V	l/min	25	50	100	150	200	Code	
	1~115V	1~220V	1~	[kW]	[HP]		m³/h	1,5	3	6	9	12	1~115V	1~220V
Drainex 100	8,5	3,6	0,85	0,75	1	30/12	<b>mwc</b>	7,8	7	5,8	4,1	2,2	98553	96626

### Performance curve at 3450 rpm



### Dimension and weight

Model	A	B	C	D	Kg
Drainex 100	138	407	300	1 1/4"	11





## Submersible pump for waste water with solids in suspension, vortex system

### Applications

Evacuation, transfer and emptying of waste water with solids in suspension.

### Materials

Pump and impeller in cast iron.  
Pump shaft in AISI 420.  
Mechanical seal.  
O-rings in NBR/EPDM.

### Equipment

90° elbow included.  
Model MA with float switch.  
Model M/T without float switch.  
10m of cable without plug.  
115V with external capacitor.  
220V with internal capacitor.

### Motor

Asynchronous 2 poles.  
IP68 protection.  
Class F insulation.  
Single phase motor with built-in thermal protection.  
Continuous operation.

### Limitations

Maximum water temperature 40 °C.  
Maximum solids passage Ø 45mm.  
Maximum submersion 7m.



Model MA



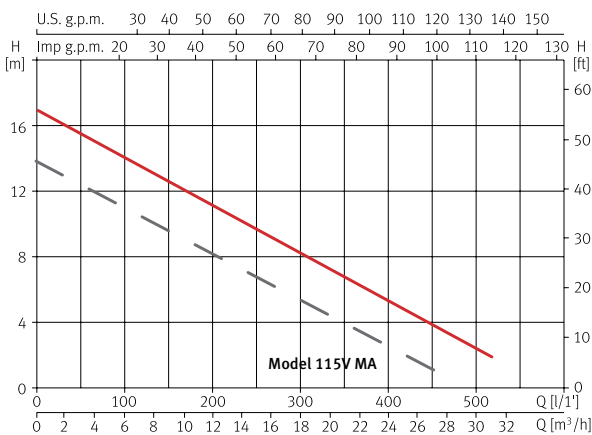
Model M/T

### Features table

Model	I [A]				P1 [kW]		P2		c [µF]	l/min	100	200	300	400	500	Code					
	1~115V	1~220V	3~220V	3~440V	1~	3~	[kW]	[HP]								115V/220V	m³/h	6	12	18	24
Drainex 202	15*	8,5	4,1	2,4	1,6	1,5	1,1	1,5	30/16	mwc	14	11,5	8	5	2	98567	96673	196191	96675	96669	96671

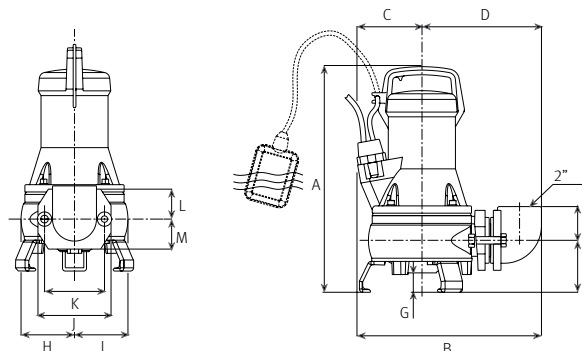
\*Model 115V MA consumption 11 [A].

### Performance curve at 3450 rpm



### Dimension and weight

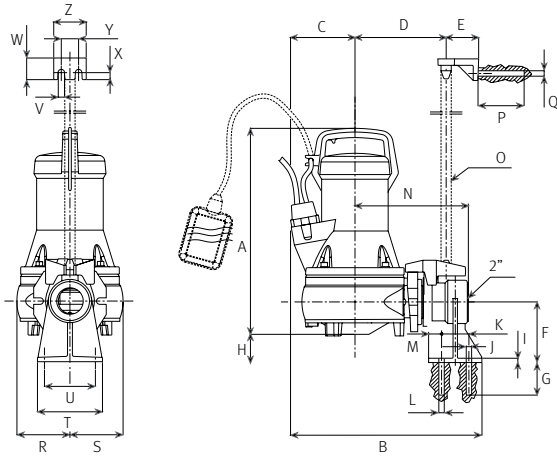
Model	A	B	C/K	D	E	F	G	H/I	J	L/M	Kg
Drainex 202	437	338	110	219	62	95	49	98	134	55	25



## Dimension stationary version

A	B	C	D	E	F	G	H	I	J	K	L	M
388	353	110	168	60	112	60	52	8	12	51	Ø10	24

N	O	P	Q	R	S	T	U	V	W	X	Y	Z
209	Ø25	85	Ø10	98	98	120	94	12	40	13	32	60



## Stationary installation kit for Drainex 202



Support base for automatic anchoring



Clamping flange



Upper anchoring on guide tube

Kit	Code
DR1	100527

# Drainex 302 **Evacuation | Drainage**



Submersible pump for waste water with solids in suspension, vortex system

### Applications

Evacuation, transfer and emptying of waste water with solids in suspension.

### Materials

Pump and impeller in cast iron.  
Pump shaft in AISI 420.  
Mechanical seal.  
O-rings in NBR/EPDM.

### Equipment

90° elbow included.  
Model MA with float switch.  
Model M/T without float switch.  
10m of cable without plug.  
Internal capacitor.

### Motor

Asynchronous 2 poles.  
IP68 protection.  
Class F insulation.  
Single phase motor with built-in thermal protection.  
Continuous operation.

### Limitations

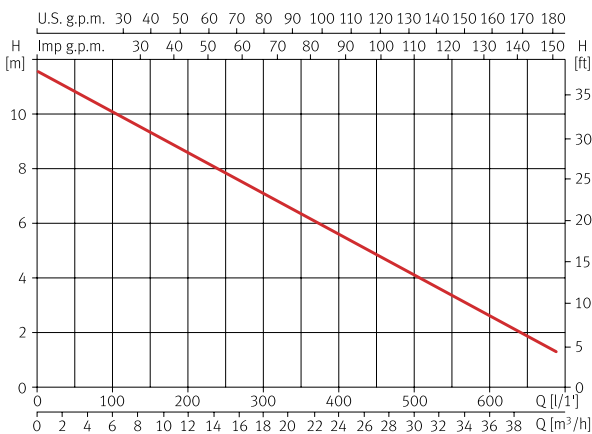
Maximum water temperature 40 °C.  
Maximum solids passage Ø 65mm.  
Maximum submersion 7m.



### Features table

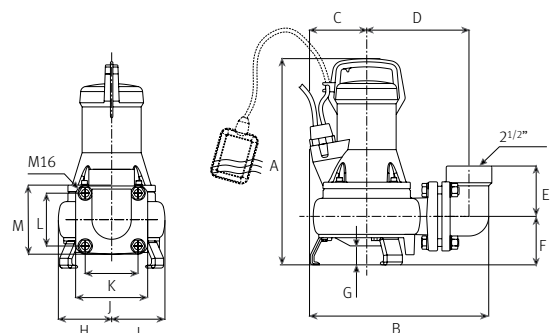
Model	I [A]			P1 [kW]		P2		c [µF]	l/min	200	300	400	500	600	Code			
	1~220V	3~220V	3~440V	1~	3~	[kW]	[HP]								220v	m³/h	12	18
Drainex 302	9	4,9	2,8	1,9	1,8	1,1	1,5	16	<b>mwc</b>	8,2	7	5,5	4	2,5	96703	96705	96699	96701

### Performance curve at 3450 rpm



### Dimension and weight

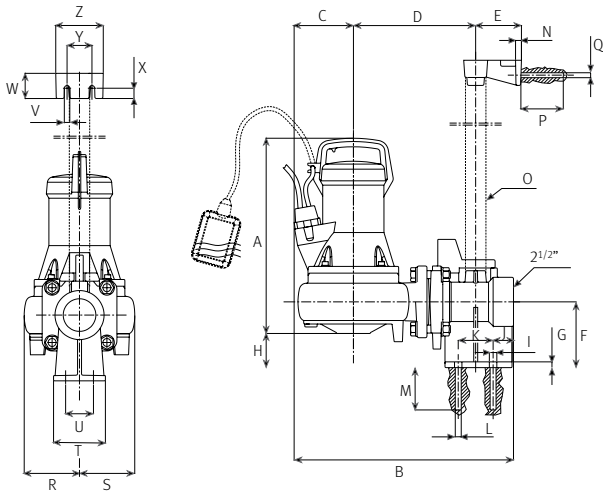
Model	A	B	C	D	E	F	G	H/I	J	K/L	M	Kg
Drainex 302	455	373	108	213	105	101	62	111	150	110	144	28



## Dimension stationary version

A	B	C	D	E	F	G	H	I	J	K	L	M
405	441	108	246	92	132	12	75	15	38	70	Ø12	85

N	O	P	Q	R	S	T	U	V	W	X	Y	Z
12	Ø42	85	Ø10	111	111	104	56	11	51	21	50	95



## Stationary installation kit for Drainex 302



Support base for automatic anchoring



Clamping flange



Upper anchoring on guide tube

Kit	Code
DR2	100528



# Drainex 401 **Evacuation | Drainage**



Submersible pump for waste water with solids in suspension, vortex system

### Applications

Evacuation, transfer and emptying of waste water with solids in suspension.

### Materials

Pump and impeller in cast iron.  
Pump shaft in AISI 420.  
Mechanical seal.  
O-rings in NBR/EPDM.

### Equipment

10m of cable without plug.

### Motor

Asynchronous 2 poles.  
IP68 protection.  
Class F insulation.  
Continuous operation.

### Limitations

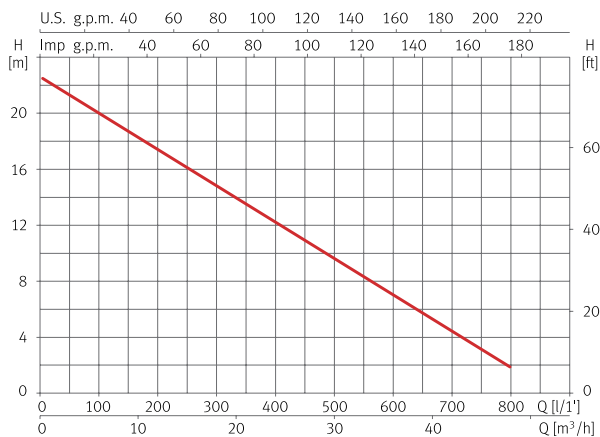
Maximum water temperature 40 °C.  
Maximum solids passage Ø 45mm.  
Maximum submersion 7m.



### Features table

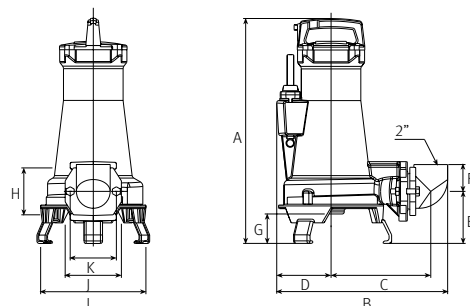
Model	I [A]		P1 [kW]	P2		l/min	200	300	400	500	600	Code	
	3~ 220V	3~ 440V	3~	[kW]	[HP]		m³/h	12	18	24	30	36	3~220V
Drainex 401	8,5	4,9	2,8	2,2	3	<b>mwc</b>	18	16	13	10	7	151491	138900

### Performance curve at 3450 rpm



### Dimension and weight

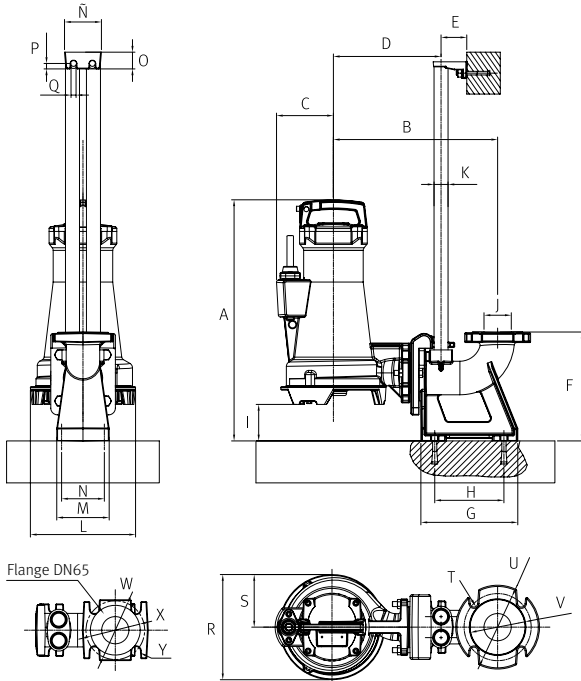
Model	A	B	C	D	E	F	G	H	I	J	K	Kg
Drainex 401	537	408	238	130	124	64	70	110	251	134	110	45



## Dimension stationary version

A	B	C	D	E	F	G	H	I	J	K	L	M
575	392	136	257	62	260	231	165	87	Ø65	1"	251	125

N	Ñ	O	P	Q	R	S	T	U	V	W	X	Y
102	88	40	13	12	251	125	Ø18	Ø160	Ø133	Ø140	Ø120	Ø21



## Stationary installation kit for Drainex 401

DN65 (flange 65)

DIN 2501 PN16

ANSI 150 2"



Support base with elbow for automatic anchoring



Clamping flange



Upper anchoring on double guide tube

Kit	Code
DR3.2	207381

## Portable installation kit for Drainex 401



90° elbow at 2"



Stainless steel feet

Kit	Code
DR6 NPT	151472

# Drainex 501 **Evacuation | Drainage**



Submersible pump for waste water with solids in suspension, vortex system

### Applications

Evacuation, transfer and emptying of waste water with solids in suspension.

### Materials

Pump and impeller in cast iron.  
Pump shaft in AISI 420.  
Mechanical seal.  
O-rings in NBR/EPDM.

### Equipment

10m of cable without plug.

### Motor

Asynchronous 2 poles.  
IP68 protection.  
Class F insulation.  
Continuous operation.

### Limitations

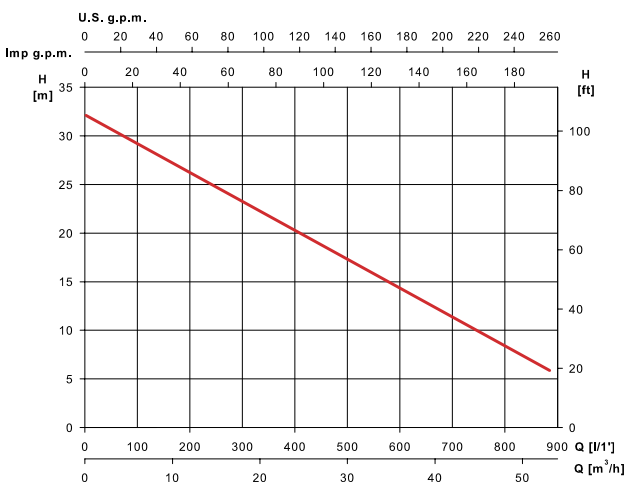
Maximum water temperature 40 °C.  
Maximum solids passage Ø 45mm.  
Maximum submersion 7m.



### Features table

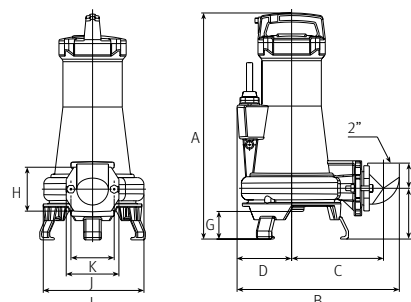
Model	I [A]		P1 [kW]	P2		l/min	200	300	500	600	800	Code	
	3~ 220V	3~ 440V	3~	[kW]	[HP]		m <sup>3</sup> /h	12	18	30	36	48	3~220V
Drainex 501	13,7	7,9	4,9	3,7	5	mwc	27	24	18	16	9	151493	138902

### Performance curve at 3450 rpm



### Dimension and weight

Model	A	B	C	D	E	F	G	H	I	J	K	Kg
Drainex 501	575	412	234	139	129	64	70	110	256	134	110	55



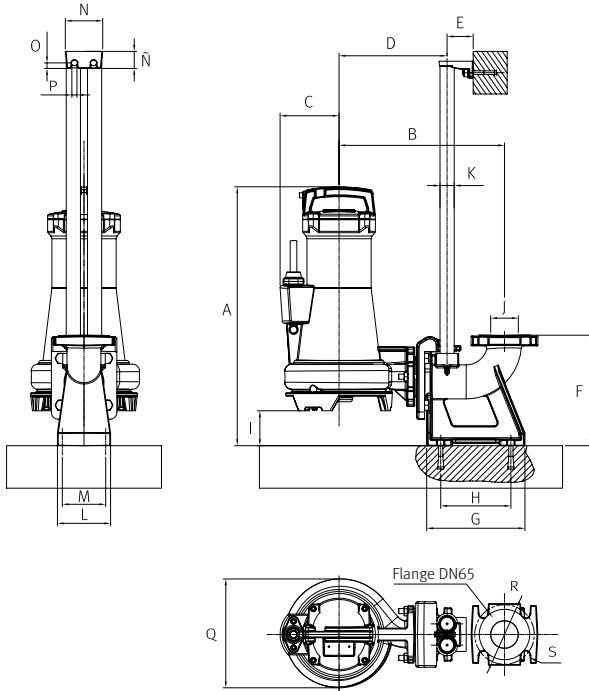
# Drainex 501 **Evacuation | Drainage**



## Dimension stationary version

A	B	C	D	E	F	G	H	I	J	K	L	M
609	389	139	254	62	260	231	165	82	Ø65	1"	125	102

N	N̄	O	P	Q	R	S
88	40	13	12	256	Ø140	Ø21



## Stationary installation kit for Drainex 501

DN65 (flange 65)

DIN 2501 PN16

ANSI 150 2"



Support base with elbow for automatic anchoring



Clamping flange



Upper anchoring on double guide tube

Kit	Code
DR3.2	207381

## Portable installation kit for Drainex 501



90° elbow at 2"



Stainless steel feet

Kit	Code
DR6 NPT	151472



# Drainex 601 **Evacuation | Drainage**



Submersible pump for waste water with solids in suspension, vortex system

### Applications

Evacuation, transfer and emptying of waste water with solids in suspension.

### Materials

Pump and impeller in cast iron.  
Pump shaft in AISI 420.  
Mechanical seal.  
O-rings in NBR/EPDM.

### Equipment

10m of cable without plug.

### Motor

Asynchronous 2 poles.  
IP68 protection.  
Class F insulation.  
Continuous operation.

### Limitations

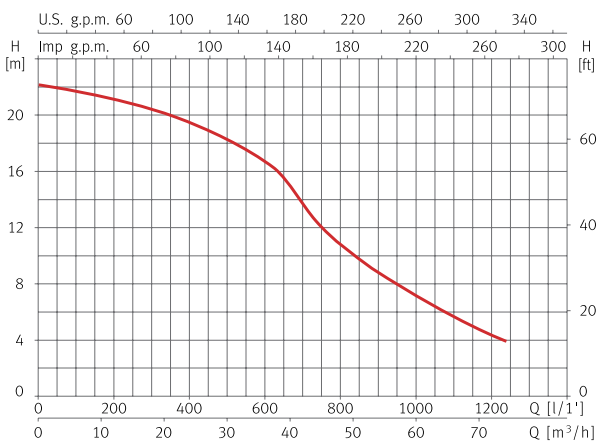
Maximum water temperature 40 °C.  
Maximum solids passage Ø 65mm.  
Maximum submersion 7m.



### Features table

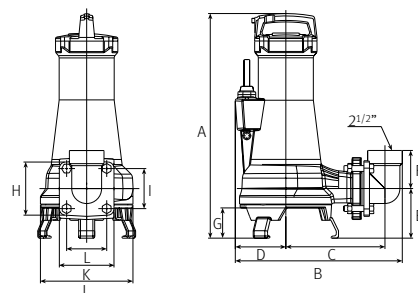
Model	I [A]		P1 [kW]	P2		l/min m³/h	200	400	600	800	1.000	Code	
	3~ 220V	3~ 440V	3~	[kW]	[HP]							3~220V	3~440V
Drainex 601	14,3	8,3	5,1	3,7	5	<b>mwc</b>	21	19	16,5	11	7,5	151494	138904

### Performance curve at 3450 rpm



### Dimension and weight

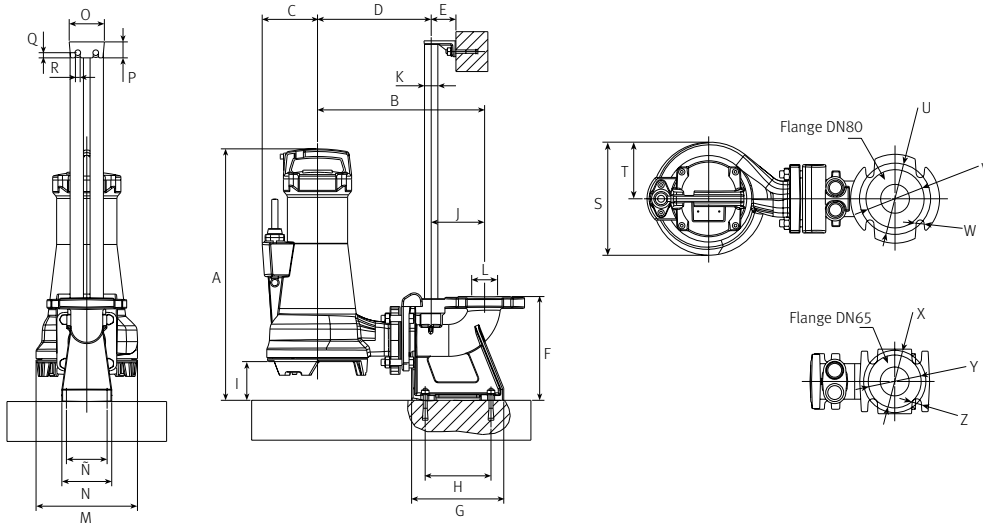
Model	A	B	C	D	E	F	G	H	I/L	J	K	Kg
Drainex 601	616	458	272	139	136	105	83	144	110	254	150	60



## Dimension stationary version

A	B	C	D	E	F	G	H	I	J	K	L	M
630	419	319	285	62	260	231	165	97	134	1"	Ø65	254

N	Ñ	O	P	Q	R	S	T	U	V	W	X	Y	Z
125	102	88	40	13	12	254	127	Ø60	Ø133	Ø18	Ø140	Ø120	Ø21



## Stationary installation kit for Drainex 601

DN65 (flange 65)



Support base with elbow for automatic anchoring

DIN 2501 PN16



Clamping flange

ANSI 150 2 1/2"



Upper anchoring on double guide tube

Kit	Code
DR4.2	207379

## Portable installation kit for Drainex 601



90° elbow at 2 1/2"



Stainless steel feet

Kit	Code
DR7 NPT	151473

## Submersible pump for waste water with solids in suspension, grinder system

### Applications

Evacuation, transfer and emptying of waste water with solids in suspension.

### Materials

Pump and impeller in cast iron.  
Grinder blade in steel.  
Pump shaft in AISI 420.  
Mechanical seal.  
O-rings in NBR/EPDM.

### Equipment

90° elbow included.  
Model MA with float switch.  
Model T without float switch.  
10m of cable without plug.  
External capacitor with capacitor box included.

### Motor

Asynchronous 2 poles.  
IP68 protection.  
Class F insulation.  
Single phase motor with built-in thermal protection.  
Continuous operation.

### Limitations

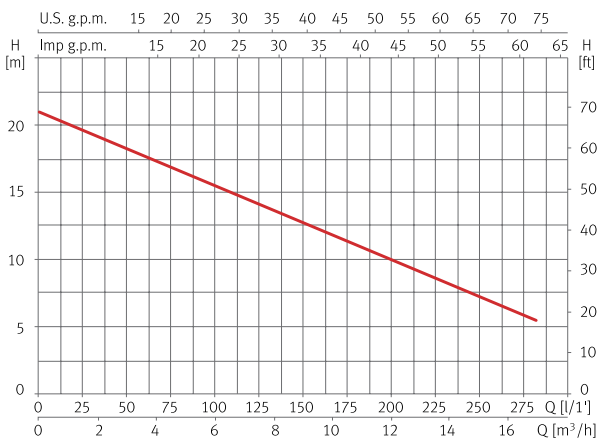
Maximum water temperature 40 °C.  
Maximum submersion 7m.



### Features table

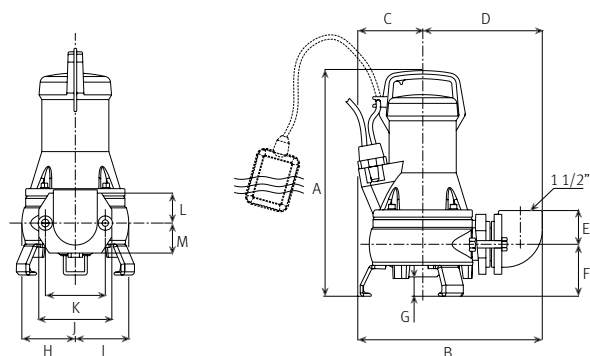
Model	I [A]			P1 [kW]		P2		c [μF]	l/min	50	100	150	200	250	Code		
	1~220V	3~220V	3~440V	1~	3~	[kW]	[HP]								220V	m³/h	3
Draincor	8,2	4,4	2,5	1,8	1,5	1,1	1,5	16+50	mwc	17	15	13	10	7	96619	96614	96616

### Performance curve at 3450 rpm



### Dimension and weight

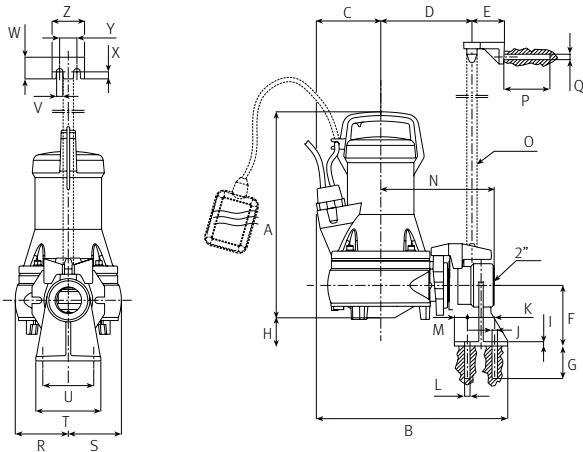
Model	A	B	C/K	D	E	F	G	H/I	J	L/M	Kg
Draincor	437	338	110	219	62	95	49	98	134	55	25



## Dimension stationary version

A	B	C	D	E	F	G	H	I	J	K	L	M
388	353	110	168	60	112	60	52	8	12	51	∅10	24

N	O	P	Q	R	S	T	U	V	W	X	Y	Z
209	∅25	85	∅10	98	98	120	94	12	40	13	32	60



## Stationary installation kit for Draincor



Support base for automatic anchoring



Clamping flange



Upper anchoring on guide tube

Kit	Code
DR1	100527





 **ESPA**

[www.espa.com](http://www.espa.com)





# ACCESSORIES



**Kit to prevent the water hammer**

Model	Connection	Code
Kit Press	thread 1/4"	169961



**Resin joint for cables of submersible pumps**

Model	Cables [mm <sup>2</sup> ]	Code
EC 10	hasta 4 x 10	103079
EC 25	hasta 4 x 25	103080



**Float switch for waste water**

Model	Length [m]	Code
F10	6	103219



**Float switch for open wells and tanks**

Model	Length [m]	Code
IN15	3	3533



A glowing lightbulb hanging from a black cord against a dark red background. The lightbulb is illuminated, casting a warm glow. The word "INFORMATION" is written in white, bold, uppercase letters across the middle of the image, partially overlapping the black cord.

# INFORMATION



[www.espa.com](http://www.espa.com)



Quality at ESPA is much more than an objective or a market requirement; it is something that is part of our way of being and corporate culture.

ESPA guarantees the complete product cycle: design, development, production, business, after-sales service and environmental management, certified by **ISO 9001:2015** (quality management) and **ISO 14001:2015** (environmental management) standards.

ESPA fully guarantees its products in accordance with the Legislative Decree 1/2007 of November 16th, thanks to a quality assurance system and exhaustive in-process and final control procedures.

Millions of ESPA pumps are working at full capacity all over the world. Thousands of installations show the confidence that professionals and users have placed in ESPA.

All the products in this catalogue comply with the following standards:

- › **Directive 2006/42/EU** about machine security. Standard EN 809 and EN 60204-1.
- › **Directive 2014/35/EU** about low voltage. Standards EN 60335-1 and EN 60335-2-41.
- › **Directive 2014/30/EU** about electromagnetic compatibility. Standards EN 61000-6-1 and EN 61000-6-3.
- › **Directive 2000/14/EU** about sound emissions. EN-ISO 3744
- › **Directive 2009/125/EU** about eco-design of energy-related products. Regulation (EU) 2019/1781 for electric motors and variable speed drives. Standard EN 60034-30.
- › **Directive 2012/19/EU** about waste electrical and electronic equipment (WEEE). Standard EN 50419:2006 on the marking of electrical and electronic equipment.
- › **Directive 2011/65/EU** about restrictions on the use of hazardous substances. Standard EN 5058
- › **Directive 94/62/EU** about packaging and packaging waste.

---

## ESPA voltages

### Voltage tolerances:

Nominal 1~ 115V [+/- 10%]

Nominal 1~ 220V [+/- 10%]

Nominal 3~ 380V [+/- 10%]

Nominal 3~ 220V-254V [+/- 10%]

Nominal 3~ 380V-440V [+/- 10%]

---

Non-binding pictures, the technical specifications and/or the equipment might change depending on the model. ESPA has the right to change the content of the present catalogue without any further notice, always with the intention to improve the information that is given to our clients.

The data containing this catalogue is valid, except for any spelling or printing mistakes, until a new version of the catalogue is released.

- › Check out the brand protection measures at **[www.espa.com](http://www.espa.com)**.



We design



We produce



We distribute

# Notes

# Notes





# #espamoments

---

In ESPA we want to **go further**. We not only want our products to be in our clients' homes, but to **be part of their lives**. Nourish them with more comfortable and pleasant **moments**. We believe that little things around us are what feed our well-being.

With **#espamoments** hashtag we would like you to tell us when we come along with you. We will also try to tell you how we can contribute to improve your life. **Follow us on our social media**. We have something to tell you.

 [ESPAglobal](#)

 [espagroup](#)

 [espa-group](#)

 [ESPAgroup](#)

 +34 972 588 000

 [www.espa.com](#)





ESPA GROUP

hello@espa.com

www.espa.com

